

KAUKAUNA FIRE DEPARTMENT



FIRE/RESCUE



EMS



PREVENTION



TRAINING



MAINTENANCE

2023 ANNUAL REPORT

201 Reaume Ave
Kaukauna, WI 54130

920-766-6320
www.kaukauna.gov



KAKAUNA FIRE DEPARTMENT

2023 ANNUAL REPORT

Message from the Chief	1
City Officials and Commissioners	2
Administrative Staff	3
A-Shift Personnel	4
B-Shift Personnel	5
C-Shift Personnel	6
Paid-On-Call Personnel	7
Emergency Medical Services	9
Training	13
Fire Report	15
Inspections	17
Community Risk Reduction	19
Maintenance and Equipment	20

MESSAGE FROM THE CHIEF

2023 Annual Report

It is with great pride and gratitude that I present to you the Kaukauna Fire Department's Annual Report for 2023. As we reflect on the past year, I am humbled by the dedication, professionalism, and willingness to adapt demonstrated by our firefighter/paramedics in their service to our community.

In 2023, we continued to build upon the solid foundation laid over the past century by the dedicated firefighters, fire chiefs, and city leaders who have come before us. Their commitment to excellence and tireless efforts have paved the way for our department to thrive and adapt to the ever-evolving challenges and needs of our growing community. This year, in keeping with this tradition, we have made significant strides in enhancing our emergency response capabilities, training initiatives, and community risk reduction efforts.



*Jacob Carrel
Fire Chief*

We were honored to receive the prestigious Mission: Lifeline achievement award from the American Heart Association, recognizing our department's exceptional care for heart attack and stroke patients. This national recognition is a testament to the skill and dedication of our personnel.

Our commitment to continuous improvement was evident in the acquisition of a new ambulance and a versatile EMS Quick Response Vehicle, which have bolstered our ability to respond efficiently to emergencies and provide high-quality care to those in need.

Training remained a top priority, with our firefighter/paramedics collectively logging over 2,153 hours of comprehensive training in Fire and EMS disciplines. We also transformed our Fire Prevention division into a multifaceted Community Risk Reduction division, focusing on data-driven initiatives, partnerships with area agencies, and life-saving education programs.

As we look to the future, we remain committed to seeking alternative funding sources and leveraging technology to enhance our services. We are grateful for the support of our community and governing bodies, which enable us to carry out our mission effectively.

On behalf of the entire Kaukauna Fire Department, I extend my heartfelt appreciation for the opportunity to serve this great city. Together, we will continue to protect and support the well-being of our residents and visitors.

A handwritten signature in black ink, appearing to read 'Jacob Carrel', written in a cursive style.

CITY OFFICIALS & COMMISSIONERS

MAYOR

- ANTHONY J. PENTERMAN

COMMON COUNCIL MEMBERS

- MARTY DECOSTER
- JENNIE EGGLESTON
- KELLI ANTOINE
- JOHN MOORE
- BRIAN SCHELL
- MARY JO KILGAS
- PENNIE THIELE
- MIKE COENEN

POLICE & FIRE COMMISSIONERS

- SHANNON YOUNG
- BETH JASIAK
- PAUL VAN BERKEL
- JOHN VERKUILEN
- CARLA ZACHARIAS

FIRE DEPARTMENT STAFF

Administration



Jacob Carrel
Fire Chief
4 Years of Service



Megan Brouch
Administrative Assistant
7 months of Service



Craig Schneider
Assistant Chief - EMS
25 Years of Service



Heath Buechel
Assistant Chief - Training
16 Years of Service

FIRE DEPARTMENT STAFF

A-Shift



Cody Foss
Assistant Chief
Fire Inspector
14 Years of Service



Ryan Steffel
Lieutenant
Paramedic
13 Years of Service



Lonny Ziemer
Driver/Operator
Paramedic
26 Years of Service



Austin Klister
Driver/Operator
Paramedic
7 Years of Service



Elliot Chier
Firefighter
Paramedic
1 Year of Service



Steve McEssey
Firefighter
Paramedic
6 Months of Service

FIRE DEPARTMENT STAFF

B-Shift



Joe Resch
Assistant Chief
Community Risk Reduction
15 Years of Service



Nick Bouressa
Lieutenant
Paramedic
11 Years of Service



Ryan Kussow
Driver/Operator
Paramedic
18 Years of Service



Nick Ziegler
Driver/Operator
Paramedic
10 Years of Service



Sam Klimek
Firefighter
Paramedic
4 Years of Service



Wyatt Gezella
Firefighter
Paramedic
1 Year of Service

FIRE DEPARTMENT STAFF

C-Shift



Chad Gerrits
Assistant Chief
Maintenance/Equipment
20 Years of Service



Mike Hamilton
Lieutenant
Paramedic
23 Years of Service



Brian Inocelda
Driver/Operator
Paramedic
10 Years of Service



Robert Aschenbrener
Driver/Operator
Paramedic
6 Years of Service




Sam Hebert
Firefighter
Paramedic
2 Years of Service



Trent Forst
Firefighter
Paramedic
8 Months of Service

FIRE DEPARTMENT STAFF

Paid-On-Call



Jeff Moericke
25 Years of Service



Alex Bain
13 Years of Service



Brad Van Asten
13 Years of Service



Kurt Vanderloop
10 Years of Service



Justin Uitenbroek
9 Years of Service




John Novak
9 Months of Service



Jeremy Uitenbroek
8 Years of Service



Keith Romenesko
4 Years of Service



Shaun Simon
3 Years of Service

FIRE DEPARTMENT STAFF

Paid-On-Call



Cory Swedberg
9 Months of Service



Trevor Prusinski
9 Months of Service



Kyle Reif
9 Months of Service



Tom Self
9 Months of Service

EMERGENCY MEDICAL SERVICES

The Kaukauna Fire Department upholds a steadfast commitment to providing efficient and high-quality emergency medical care to all residents and visitors within our community. This enduring dedication was duly recognized this past year when the department received the prestigious Mission: Lifeline achievement award from the American Heart Association, one of only 18 EMS agencies in the State of Wisconsin to receive this honor. This national honor celebrates the department's unwavering efforts in ensuring heart attack and stroke patients receive research-based, timely, and exceptional care, ultimately leading to improved patient outcomes.



*Craig Schneider
Assistant Chief of EMS*

In our continuous pursuit of enhancing emergency response capabilities, the fire department bolstered its fleet with the acquisition of a new ambulance, maintaining its current inventory of three in-service ALS ambulances. Furthermore, a significant addition to the department's resources was the procurement of a 2023 Chevrolet Silverado pickup truck, funded primarily through EMS grants covering over 75% of the vehicle cost and outfitting.

Once outfitted, this versatile vehicle will serve as an EMS Quick Response Vehicle (QRV), affording the fire department increased flexibility and efficiency when responding to assist fire department paramedics on ambulance calls. With a single paramedic aboard the QRV, additional personnel remain available to promptly respond to subsequent emergencies. Moreover, this strategic implementation will reduce wear and tear on fire engines currently utilized for ambulance response assists.

The multipurpose design of the QRV also allows it to function as an incident command vehicle during small or large-scale incidents, whether fire or EMS related, further enhancing the department's preparedness and coordination efforts.

Through these proactive measures and continued investments in personnel, training, and resources, the Kaukauna Fire Department reaffirms its unwavering commitment to providing exceptional emergency medical services, safeguarding the well-being of our community.

EMERGENCY MEDICAL SERVICES

2023 EMS STATISTICS

Incident Location	2020	2021	2022	2023	% of Total
City of Kaukauna	1,043	1,149	1,300	1,333	87.8%
Village of Combined Locks	10	5	128	139	9.2%
Town of Holland	10	17	17	22	1.5%
Town of Grand Chute	1	1	0	8	0.5%
Village of Little Chute	41	57	52	5	0.3%
City of Appleton	3	8	7	4	0.3%
Village of Kimberly	1	0	1	2	0.1%
Town of Kaukauna	49	46	56	1	0.1%
Town of Buchanan	34	37	22	1	0.1%
Town of Freedom	1	0	7	1	0.1%
Town of Greenleaf	1	2	0	1	0.1%
Town of Vandebroek	36	34	40	0	0.0%
City of Menasha	0	0	3	0	0.0%
Village of Wrightstown	0	1	2	0	0.0%
City of Seymour	0	0	1	0	0.0%
Town of Bovina	0	0	1	0	0.0%
Town of Morrison	0	1	0	0	0.0%
Village of Ashwaubenon	0	3	0	0	0.0%
Total	1,230	1,361	1,637	1,517	100%
Response Disposition				# of Runs	% of Runs
Patient Treated, Transported by KKFD				1,123	74.0%
Patient Treated, Released				152	10.0%
Patient Evaluated, No Treatment/Transport Required				81	5.3%
Patient Refused Evaluation/Care (No Transport)				75	5.0%
Canceled (Prior to Arrival)				32	2.1%
Patient Dead at Scene - No Resuscitation Attempted				20	1.3%
Canceled on Scene (No Patient Found)				9	0.6%
Canceled on Scene (No Patient Contact)				6	0.4%
Standby- No Services or Support Provided				6	0.4%
Patient Dead at Scene – Resuscitation Attempted (No Transport)				5	0.3%
Canceled (Request Transferred to Another Provider)				4	0.3%
Patient Treated, Transferred Care to Another EMS Unit				2	0.1%
Standby- Public Safety, Fire, or EMS Operation Support Provided				2	0.1%
Total				1,517	100%

EMERGENCY MEDICAL SERVICES

2023 EMS STATISTICS

Emergency Response Times in the City of Kaukauna Fire Department Notified > First Unit On Scene	# of Runs	% of Runs
Less than 5 Minutes	508	72.8%
Greater than 5 Minutes	190	27.2%

NFPA 1710 standard is less than 5 minutes 90% of the time.

Kaukauna Fire Department's 90th percentile time is 6 minutes, 9 seconds.

Incident Location Type	# of Runs	% of Runs
Residence - Single Family Home	808	49.4%
Residence - Apartment or Townhouse	278	17.0%
Nursing Home (SNIF, LTCF, Etc.)	222	13.6%
Street or Highway	99	6.1%
Health Facility - Medical Office	39	2.4%
Health Facility – Free-Standing ED/Urgent Care Center	30	1.8%
Factory	30	1.8%
Public Building – Commercial Establishment	28	1.7%
Not Applicable/Not Recorded	24	1.5%
Public Building - Restaurant/Café	17	1.0%
Public Building – Government	9	0.6%
School – High School	7	0.4%
Recreation Area – Public Park	6	0.4%
Public Building - Not Otherwise Listed	6	0.4%
School - Elementary	5	0.3%
Recreation Area - Not Otherwise Listed	5	0.3%
Religious Facility (not school)	4	0.2%
Sport Facility - Not Otherwise Listed	4	0.2%
Wilderness Area	3	0.2%
Other Paved Road	2	0.1%
Construction Site - Building	2	0.1%
Sport Facility - Field	2	0.1%
Health Facility – Not Otherwise Listed	2	0.1%
Residential Institution - Not Otherwise Listed	1	0.1%
Garage of Single Family Home	1	0.1%
School - Middle School	1	0.1%
Farm	1	0.1%
Residence - Not Otherwise Listed	1	0.1%

EMERGENCY MEDICAL SERVICES

2023 Financial Report

Coverage Contracts	2019	2020	2021	2022	2023
Village of Combined Locks	\$0	\$0	\$0	\$72,540	\$72,540

Billing Charge Summary	2019	2020	2021	2022	2023
Total Charges	\$1,103,514	\$1,033,601	\$1,133,796	\$1,341,496	\$1,279,725
Gross Revenue	\$559,307	\$521,903	\$512,668	\$627,547	\$665,385
Service Revenue	\$523,855	\$487,828	\$479,900	\$588,452	\$624,115

Payor Mix	2019	2020	2021	2022	2023
Commercial Insurance	19.0%	16.3%	17.8%	17.4%	16.1%
Medicaid	10.9%	13.0%	13.2%	15.2%	15.9%
Medicare	55.9%	55.0%	55.7%	53.4%	54.2%
Private	12.4%	13.3%	10.5%	11.5%	10.7%
Other	2.0%	2.4%	2.8%	2.5%	2.2%

Collection Rate by Payor	2019	2020	2021	2022	2023
Commercial Insurance	80.1%	83.2%	73.1%	69.2%	84.2%
Medicaid	25.8%	26.6%	21.7%	34.0%	42.7%
Medicare	41.3%	40.1%	38.4%	40.5%	44.8%
Private	59.8%	77.2%	67.3%	53.6%	49.8%
Other	74.3%	90.2%	57.0%	83.9%	64.9%
Overall Collection Rate	50.7%	50.5%	45.3%	46.8%	52.0%

TRAINING

In our relentless pursuit of excellence and commitment to providing unparalleled fire service to our community, our department has made significant strides in training initiatives throughout the year. Despite grappling with staffing limitations and budget constraints, we remain steadfast in elevating our educational standards to meet and exceed NFPA requirements.

Throughout 2023, we collectively logged over 2,153 documented hours of comprehensive training in Fire and EMS disciplines, underscoring our dedication to continuous professional development. Each paramedic fulfilled a mandatory 30 hours of refresher training, supplemented by an additional 9 hours of online coursework, ensuring adherence to National Registry of Emergency Medical Technician standards.



*Heath Buechel
Assistant Chief of Training*

The year also witnessed the integration of cutting-edge firefighting techniques and skills honed through joint training opportunities at Fox Valley Technical College. Exercises in quick attack and rescue operations, water movement, and handling ignitable gas fires proved instrumental, directly contributing to successful interventions such as those observed in the Konkapot Trail Road and 7th Street incidents, where significant property loss was averted. Paid-on-call (POC) staff training was updated in 2023 to mirror that of our full-time staff. Our POCs respond to large incidents and must be trained to work alongside our full-time staff. They train two nights per month for a total of 72 annual training hours per paid-on-call firefighter.

Furthermore, our commitment to Hazmat education saw a notable upgrade, transitioning from Awareness Level to Operations, in alignment with NFPA standards. This advancement empowers us to better comprehend and support regional Hazmat teams in their missions, enhancing overall emergency response capabilities. We also began conducting joint EMS training classes with Combined Locks Fire & Rescue and Buchanan Fire Department. Our personnel regularly work with personnel from these departments, and our joint training sessions ensure a smooth transition of patient care in the field.

Emphasizing foundational training, we introduced NFPA 1410 drills, focusing on the proper placement of supply and attack hoses in firefighting scenarios. Additionally, the completion of firefighting JPRs not only delineated expectations but underscored our unwavering dedication to meeting NFPA benchmarks for performance excellence.

TRAINING

As part of our ongoing commitment to professional development, we implemented a structured temporary driver operator workbook in 2023, providing aspiring candidates with clear guidance and milestones towards their future roles, in accordance with SPS330 guidelines.

While our accomplishments are commendable, we recognize the ongoing challenge of balancing training with other essential tasks, such as maintenance and fire inspections, all while striving to meet SPS330 and the NFPA's rigorous standards.

Training by the numbers:

- Active Members: 34
- Paramedic/firefighters: 21 (Totaling 513 EMS educational hours)
- In-Person Training: 1,441 hours (Conducted in-house across multiple shifts and the Paid-on-Call program)
- Online Hours: 199.20 (Ensuring compliance with EMS licensure, state, and OSHA regulations)



FIRE REPORT



The Kaukauna Fire Department is a combination fire department that consists of 21 full-time paid staff and 13 active paid-on-call members. All full-time staff are cross-trained as firefighters and licensed paramedics. Each shift is comprised of 6 firefighters including the ranks of Assistant Chief, Lieutenant, two Driver/Operators, and two Firefighter/Paramedics. Administrative day staff consists of the Fire Chief, Asst. Chief of EMS, and Asst. Chief of Training. Staff is aided by an Administrative Assistant one day per week.

In addition to fire suppression and emergency medical services, we provide swift water rescue, ice rescue, confined space entry, trench rescue, and extrication services. The fire department actively pursues fire prevention through regular inspections and public education activities.

The Kaukauna Fire Department is committed to providing a safe and healthy community for both citizens and businesses by minimizing fire loss through sound prevention efforts, competent suppression techniques and efficient medical care.

FIRE REPORT

2023 FIRE STATISTICS

Incident Type - Summary	2020	2021	2022	2023	% of Total
Fire	27	24	18	28	1.6%
Rescue & EMS	1,192	1,317	1,607	1,482	85.2%
Hazardous Condition	45	45	57	27	1.6%
Service Call	40	45	50	42	2.4%
Good Intent	56	67	58	75	4.3%
False Alarm & False Call	60	52	70	78	4.5%
Special Incident	10	8	4	8	0.5%
Total Incidents	1,430	1,558	1,864	1,740	100%

Property Loss - Summary	2020	2021	2022	2023
Pre-incident Property Values	1,355,302	9,977,800	11,112,550	17,360,200
Total Value Lost	277,002	124,550	55,550	951,641
Total Value Saved	1,078,300	9,853,250	11,057,000	16,408,559

Casualty – Summary	2020	2021	2022	2023
Civilian Injuries	2	1	2	0
Civilian Deaths	0	0	0	0
Firefighter Injuries	1	0	0	1
Firefighter Deaths	0	0	0	0

INSPECTIONS

In accordance with Wisconsin SPS 314.01, "the chief of the fire department shall be responsible for having all public buildings and places of employment within the territory of the fire department inspected for the purpose of ascertaining and causing to be corrected any conditions liable to cause fire, or any violations of any law or ordinance relating to fire hazards or to the prevention of fires." The Kaukauna Fire Department is committed to fulfilling this requirement and ensuring the safety of all public buildings and those who occupy them. Fire departments that adhere to the requirements outlined in SPS 314.01 are eligible to receive a portion of the Wisconsin 2% Dues from insurance premiums as a financial incentive from the state of Wisconsin. In recognition of its compliance with SPS 310.01, the Kaukauna Fire Department was allocated \$62,542.99 for the year 2023.



*Cody Foss
Assistant Chief of Inspections*

The City of Kaukauna Fire Department has implemented a comprehensive inspection program to ensure compliance with Wisconsin SPS 314.01. This program is efficiently managed through the use of field-based reporting in the Image Trend reporting software. By conducting company-based fire inspections in the field, all shifts and members of the Kaukauna Fire Department actively participate in the inspection process. This approach allows every full-time member of the fire department to gain valuable experience inspecting and familiarizing themselves with all occupancies within the City of Kaukauna.

The primary objective of the Kaukauna Fire Department during fire inspections is to ensure the safety of all employees and residents by identifying and addressing potential fire hazards in businesses and occupancies. When a fire hazard is discovered, the fire department prioritizes education and collaboration with building owners or tenants to resolve the issue. In most cases, these fire hazards are effectively corrected through open communication and cooperation with the building owner. However, in situations where building owners fail to address the identified hazards after multiple attempts to gain compliance, the Kaukauna Fire Department worked to adopt a fine structure within its municipal code to enforce and achieve compliance for repeated fire code violations. This ordinance was officially adopted on May 16, 2023 (see table below).

INSPECTIONS

Sec. 21.10 – Penalty and Fines

Burning Restricted 21.03	–
First Violation of 21.03 Burning Restricted	\$0.0 Extinguishment of materials burning
Second Violation of 21.03 Burning Restricted	\$238.00
Fire Inspections	–
Routine Fire inspection	\$0.0
Noncompliance of any violation noted on the First Re-inspection	\$0.0
Noncompliance of any violation noted on the Second Re-inspection	\$338.00
Noncompliance of any violation noted on the Third Re-inspection	\$338.00 Daily until violation is corrected

In the event that an immediate fire code violation affecting life safety is discovered during a fire inspection, the fire department retains the right to declare the occupancy unsafe. In such cases, we will prohibit anyone from occupying the building until the violation is rectified, ensuring the safety of all occupants.

As the City of Kaukauna welcomes new occupancies in 2024, the fire department will continue to conduct thorough inspections and collaborate with building owners to maintain fire safety standards. By working together, the Kaukauna Fire Department aims to create a safe community for all residents and visitors to work and play.

COMMUNITY RISK REDUCTION

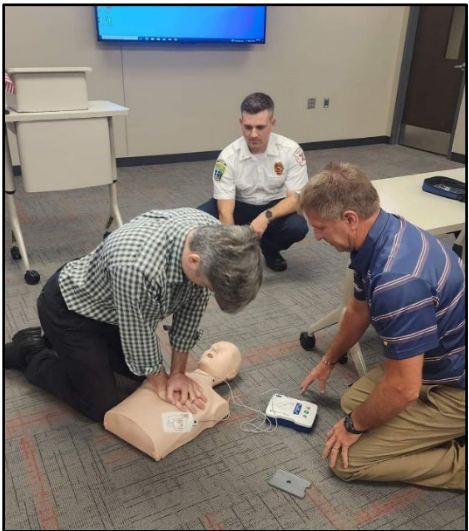
To meet the ever-changing needs of our community, in 2023, we transformed our fire prevention division into a comprehensive “Community Risk Reduction” division. This strategic change was designed to better serve the community’s needs by addressing a broader spectrum of risks. This change includes not only traditional fire prevention but also data-driven initiatives, partnerships with local businesses, and CPR and other first-aid classes.

In 2023, we provided nearly 40 classes to Kaukauna Area School District students and spread the message of “Cooking safety starts with you.” During these visits, we personally met with over 1,100 students and provided valuable take-home materials to over 2,100 students. Local Kaukauna businesses, in conjunction with the National Fire Council, were able to raise \$4,700 in donations to provide KASD students with these valuable fire prevention materials. In the summer, we continued our partnership with the Kaukauna Recreational Department and hosted Safety Town. During Safety Town week, we brought 60 local children ages 4-6 into the fire station to teach them how to be “fire-safe kids”.



*Joe Resch
Assistant Chief of Community Risk
Reduction*

With help from private donations and the American Red Cross, we installed carbon monoxide and smoke detectors in 17 local homes. We continue to offer free home safety assessments and free carbon monoxide and smoke detectors when needed through these generous donations.



As part of our Community Risk Reduction program, we have begun to launch “hands-only” CPR training to local residents and community groups. During these workshops, participants receive hands-on training with our firefighter/paramedics to teach them how to respond to a cardiac arrest emergency. This initiative aligns with our continual commitment to risk reduction, preparing our community to play a vital role in helping their friends, family, and neighbors.

APPARATUS & EQUIPMENT

The Kaukauna Fire Department's firefighters play a significant role in maintaining our fire apparatus, equipment, and the building itself. Their responsibilities extend beyond firefighting duties, including landscaping, snow removal, plumbing, and daily maintenance of the overall building facilities. This involvement showcases their versatility and commitment to keeping everything in top condition, ensuring readiness for any emergency situation, and ultimately contributing to public safety while saving taxpayer money.

In 2023, our firefighters logged more than 1,368 man-hours in daily truck readiness checks alone. They undertake various vehicle maintenance tasks in-house to ensure that our fire apparatuses remain in optimal condition for emergency response. Examples of their work include replacing lightbar rotor assemblies, auto chargers, ball valves, serpentine belts, pressure gauges, shaft seals, and performing light repairs. Regular oil changes, completed multiple times per vehicle per year, are also essential for engine health and longevity. By handling these maintenance tasks internally, the department ensures timely upkeep without relying on external services, saving both time and money.



*Chad Gerrits
Assistant Chief of Apparatus/Equipment*

Collaboration with DPW's in-house mechanic to complete annual DOT truck inspections showcases our effective teamwork with other city departments. Leveraging internal expertise and resources allows the fire department to maintain compliance with regulations while minimizing costs and downtime associated with external inspections.

Furthermore, our firefighters complete the annual testing of 13 ground ladders for safety standards and perform rigorous testing and washing of 198 lengths of fire hoses to meet NFPA 1962 standards. This essential practice ensures the effectiveness and reliability of equipment during emergency situations. By conducting these tests and maintenance procedures internally, firefighters can promptly identify and address any issues, thereby enhancing the overall safety and readiness of their equipment.

APPARATUS & EQUIPMENT

Noteworthy improvements made in 2023 by the Kaukauna Fire Department:

- Finalized the multi-agency radio grant in Outagamie County. This significant investment of \$155,994.60 into radios will undoubtedly have a positive impact on public safety in the area.
- Secured a 50% match grant from the Wisconsin DNR for fire and communications equipment, demonstrating proactive efforts to maximize resources and save taxpayer money. The \$3,000 saved through this grant can be reallocated to other critical needs within the city, further benefiting the community.
- The fleet of 13 apparatuses includes the new 2023 Silverado Pickup truck unit for EMS quick response and command purposes. While maintenance expenses can be significant, ensuring the apparatus's safety and operational readiness is essential for effective emergency response.
- The introduction of the cot lift assist and power load system on ambulances is another significant improvement aimed at enhancing firefighter safety. By reducing the risk of back injuries during patient transport, the department is prioritizing the well-being of its personnel, ultimately reducing long-term costs associated with injuries and medical leave.



APPARATUS & EQUIPMENT

2023 Fleet

Type	Year	Make	Model	Recommended Replacement
Ladder Truck	1995	Pierce	Arrow	2025
Fire Engine	2003	Pierce	Enforcer	2027
Rescue Unit	2007	Pierce	Freightliner	2027
Utility Truck	2009	Chevrolet	Silverado	2025
ALS Ambulance	2009	Ford	E450	2028
Fire Engine	2014	Seagrave	Marauder	2038
Chief Officer Vehicle	2015	Chevrolet	Impala	2027
Inflatable Rescue Boat	2015	Zodiac	Futura Mark II	2027
UTV	2016	Polaris	Ranger 6x6	2031
ALS Ambulance	2018	Ford	E450	2036
ALS Ambulance	2023	Ford	F550	2041
Quick Response Vehicle	2023	Chevrolet	Silverado	2035
Aluminum Boat	Unknown	Alumacraft	F9-15	N/A