



Wayfinding Program

City of Kaukauna

DESIGN INTENT | KAU1677 | JULY 20, 2021

<div>1.0General</div> <div>1.1Related Documents</div> <div>Design Intent Drawings: These drawings/specifications are for the sole purpose of visual design intent only and not intended for construction purposes.</div> <div>A. The Sign Contractor is responsible for engineering, design, construction technique, materials and installation.</div> <div>B. The Project Owner/Contract Owner shall review the shop drawings only for conformance with general design intent, and will in no way be responsible or liable for any results of construction from working drawings, materials selection, shop drawings, contract documents or other agreements other than agreement with the Owner authorizing these documents.</div> <div>C. Sign Contractor shall verify and be responsible for all dimensions and conditions shown in the Design Intent documents. If dimensions are missing or are unclear — consult the Owner for direction. The Project Owner/Contract Owner must review shop details prior to fabrication.</div> <div>1.2Summary</div> <div>This Section includes performance specifications for exterior signs for the City of Kaukauna wayfinding program.</div> <div>1.3Performance Specifications Introduction</div> <div>The purpose of this document is to serve as a reference which identifies materials, construction specifications, and quality controls, as well as signage contractor’s responsibilities and obligations. Signage Contractor(s) shall furnish and install signs and/or graphics as detailed on drawings and/or described in these specifications.</div> <div>Refer to these performance specifications for details on designer expectations of Sign Contractor and fabrication process.</div>		<div>2.0Definition of Terms</div> <div>2.1Documents</div> <div>Refers to the drawings and specifications, including all addendum and modifications incorporated therein for their execution. When applicable, additional appendages provided by Owner or Designer shall become part of the documents.</div> <div>2.2Project Owner</div> <div>Shall refer to:</div> <div>City of Kauakauna</div> <div>Contact: Allyson Watson Brunette, Principal Planner</div> <div>144 West 2nd Street</div> <div>Kaukauna, WI 54130</div> <div>920.766.6315, abrunette@kaukauna-wi.org</div> <div>2.3Designer</div> <div>Shall refer to:</div> <div>Guide Studio, Inc.</div> <div>Contact: Kevin Fromet</div> <div>13110 Shaker Square, Suite 101</div> <div>Cleveland, OH 44120</div> <div>216.921.0750, kevin@guidestudio.com</div>		<div>2.4Signage Contractor/Fabricator</div> <div>Refers to the group(s), firm(s), or corporation(s) designated in an Agreement with the Owner, and shall apply to any such group(s) under contractual obligation to perform any fabrication, installation, finishing, printing or other work related to signs and graphics, as referred in this document.</div> <div>2.5Work</div> <div>As employed herein, includes any materials, equipment, construction, labor, installation, service or maintenance, and warranties required to complete the fabrication prescribed in these specifications and contract documents. This shall include, but is not limited to, all of the sign types shown in the drawings.</div> <div>2.6Addendum</div> <div>Covering changes, corrections, and special interpretations of the drawings and specifications; shall become part of the documents.</div> <div>2.7Substitutions</div> <div>When one or more than one product is specified and the signage contractor wishes to offer a substitute product which will completely accomplish the purpose of the contract documents, see section 6.0 for the conditions governing all substitutions.</div> <div>2.8NIC</div> <div>Refers to work not included in this contract.</div> <div>2.9Final Completion</div> <div>The date when the Owner finds the entire work as described in the contract documents acceptable and fully performed, as written in the final certificate of payment.</div>
<div>3.0General Conditions</div> <div>3.1Quality Assurance</div> <div>The Signage Contractor shall be responsible for the quality of materials and workmanship required for execution of this contract including the materials and workmanship of any firms or individuals who act as sub-contractors.</div> <div>It is intended that the work described in these documents be of sound, quality construction. The Signage Contractor shall be solely responsible for the inclusion of adequate amounts to cover installation of all items indicated, described and/or implied.</div> <div>3.2Commencement</div> <div>The work described in these documents shall only begin when a Owner-authorized, written contract has been issued to the Signage Contractor with instructions to proceed, provided other requirements have been met.</div> <div>3.3Contract Administration</div> <div>Reviewing the quality and progress of the work and submittals received from the Signage Contractor, the Owner has no responsibility to assist the Signage Contractor in the supervision or performance of work. No action by the Owner shall in any way relieve the Signage Contractor from the responsibility for the performance of the work in accordance to the contract documents, or give rise to any negligence or other action against the Owner or anyone acting for their behalf.</div> <div>Signage Contractor shall allow Owner or an authorized representative access to his plan, excluding such areas or processes judged by the Sign Contractor to be proprietary in nature for the purpose of inspecting production techniques, materials, or other items related to the manufacturing of which the Owner is committed, or which may be contemplated.</div> <div>Upon notification from the Signage Contractor that the work is complete, the Owner or authorized</div>		<div>DATE07.20.2021</div> <div>CONTACT</div> <div>PROJECTKAU1677</div> <div>PHASE2</div> <div>REVISION1</div> <div>NOT FOR CONSTRUCTION</div> <div>SHEET</div>		
<div>Guide</div> <div>13110 Shaker Square, Suite 101</div> <div>Cleveland, Ohio 44120</div> <div>guidestudio.com</div>		<div>PMK Fromet</div> <div>DESIGNJ Wilhelm</div> <div>City of Kaukauna</div> <div>Wayfinding Program</div> <div>Performance Specifications</div> <div>These drawings and notes are for the sole purpose of expressing visual design intent and are not intended for actual fabrication purposes. Sign Contractor accepts total responsibility for final material selection, fabrication and installation methods. Electronic files are not construction documents and cannot be relied upon as identical to construction documents because of changes or errors induced by translation, transmission, or alterations while under the control of others. Use of information contained in the electronic files is at the user’s sole risk and without liability to Design Professional and its consultants. Refer to provided performance specifications for details on designer expectations of Fabricator and fabrication process.</div> <div>Copyright © Guide Studio, Inc. All rights reserved.</div> <div>ii</div>		

<div><div><div>representative (Designer) will inspect the final installation for compliance with all approved documents.</div><div><div>3.4</div><div><div>Bidding Process</div><div><div>A.</div><div>All Bidder’s are required to complete any bid worksheets & contract documents included as part of this package.</div></div><div><div>B.</div><div>Incomplete bid & contract documents may be cause for rejection of the bid.</div></div><div><div>C.</div><div>The Owner shall have the right to reject any or all bids, parts of such bid, and reserves the right to waive any informalities in the bid.</div></div><div><div>D.</div><div>In addition to bid price, the Owner reserves the right to consider all elements entering into the question of determining the responsibility of the Bidder. Any bid which is incomplete, conditional, obscure, contains additions not called for, or irregularities of any kind, may be cause for rejection of the bid.</div></div><div><div>E.</div><div>Bidders must present evidence to the Owner, when required by them to do so, to show they are fully competent and have the necessary source of supply, facilities and pecuniary resources to fulfill the conditions of the contract and specifications.</div></div><div><div>F.</div><div>RFI Process: All Requests for Information (RFI) must be submitted in writing via email to the appropriate distribution list set forth by the contract documents or Owner. Under no circumstances will RFIs submitted via direct phone call be answered. Responses to RFIs will be via email to all Bidders.</div></div></div></div><div><div>3.5</div><div><div>Artwork</div><div>The Signage Contractor will produce all artwork for all graphics, symbols and lettering, and will submit for review prior to fabrication. Artwork for specific items and logos, as noted on the drawing documents, shall be provided electronically by the Designer or Owner. All other artwork, as well as final artwork for final fabrication (including reproducible film positives) is to be provided by the Signage Contractor.</div></div></div><div><div>3.6</div><div><div>Other</div><div>Field dimensions shall be taken by the Signage Contractor prior to preparation of shop drawings and fabrication where possible.</div><div>All supplementary parts necessary to complete each item shall be furnished by the Signage Contractor, even though such parts are not definitely shown or specified. All anchors and other fasteners for securing work shall be included.</div></div></div></div><div><div>4.0</div><div><div>Signage Contractor Responsibilities</div><div><div>4.1</div><div><div>Design Responsibility</div><div>The graphic design requirements shown by the details on the sign type drawing documents are for design intent only and intended to establish basic dimensions of units or modules, profiles and sight lines of members, and appearance. Within these limitations, the Signage Contractor is responsible for fabrication of the entire system, and to make whatever modifications of and additions to the details as may be required. The visual design concept shall be maintained as shown, including members sizes, profiles and alignment of components as accurately as possible.</div><div>The Signage Contractor shall supplement the general design shown with detailed shop drawings for the Owner’s approval. The shop drawings shall include major aspects of the system proposed, such as sections, shapes and connections of components and joints, how temperature movement is handled, venting, and anchorage to structure.</div></div></div><div><div>4.2</div><div><div>Statement of Application</div><div>The Signage Contractor, by commencing the work of the project, assumes overall responsibility, as part of his warranty of the work, to assure that all assembled components and parts shown that are required within the work of this project comply with the contract documents. The sign contractor shall fully warrant:</div><div><div>A.</div><div>That all components specified, or required, to satisfactorily complete the installation, are compatible with each other and with the conditions of installed and expected use.</div></div><div><div>B.</div><div>The overall effective integration and correctness of individual parts and the whole system.</div></div><div><div>C.</div><div>Compatibility with adjoining substrate, materials and other work by other trades.</div></div><div><div>D.</div><div>There shall be no premature material failure due to improper design of fabrication of the system. All materials are to fully perform to their normal life expectancy.</div></div></div></div></div><div><div>4.3</div><div><div>Statement of Execution</div><div>The Signage Contractor shall be responsible for all work done under his contract, including:</div><div><div>A.</div><div>Faulty or improper work of sub-contractor(s) and others under him by contract or otherwise.</div></div><div><div>B.</div><div>Diligent execution of work and giving personal attention and supervision to the same until complete.</div></div><div><div>C.</div><div>All delays caused by neglect on the part of the Sign Contractor or those under him by contract or otherwise.</div></div><div><div>D.</div><div>Compliance with all laws, ordinances and regulations bearing on the conduct of the work as drawn and specified.</div></div><div><div>E.</div><div>Obtaining, at the Sign Contractor’s own cost, sign/construction permits, inspection certificates which may be required of the project by local authorities, or any other governing body. The Signage Contractor shall procure and pay for all permits, licenses and approvals necessary for the execution of the work.</div></div></div></div><div><div>4.4</div><div><div>Submittals</div><div>By the approval and submission of shop drawings and samples, the Signage Contractor thereby represents that he has determined and verified all field measurements, including heights, field construction criteria, materials, catalogue numbers and similar data or will do so, and that he has checked and coordinated each shop drawing and sample with the requirements of the work and the contract documents. Refer to Section 5.0 for list of required submittals.</div></div></div><div><div>4.5</div><div><div>Special Instructions</div><div>Signage contractor shall halt the graphics work when notified of a proposed change, or unsatisfactory results are anticipated. Signage contractor shall notify the Owner or authorized representative immediately and proceed only after receiving additional instructions from the Owner or authorized representative.</div></div></div><div><div>4.6</div><div><div>Protection and Handling of Products</div><div>Signage contractor shall store all graphic items under cover and off ground; handle in such manner as to protect surfaces and to prevent damage during storage, transport, installation and throughout remaining construction; protect exposed finishes by covering with adhesive paper or other suitable covering where adhesive is not appropriate for finish material; and apply covering prior to shipment from the fabricator or finishing shop. The covering shall not adversely affect finish. Signage contractor shall remove protective coverings when there is no longer any potential for damage to the graphics work from other work yet to be performed.</div></div></div><div><div>4.7</div><div><div>Shipping and Transportation</div><div>Signage Contractor will be responsible for proper shipping and transportation of all signage to the job site and will specify whether it will be common carrier or their own trucks. Signage Contractor will be liable for all damage incurred during shipping and loss of time in the installation schedule.</div></div></div></div></div>					
DATE 07.20.2021		CONTACT		PROJECT KAU1677	
<div><div>Guide</div><div>13110 Shaker Square, Suite 101 Cleveland, Ohio 44120 guidestudio.com</div></div>		<div><div>PM</div><div>K Fromet</div><div>DESIGN</div><div>J Wilhelm</div></div>		<div><div>City of Kaukauna</div><div>Wayfinding Program</div></div>	
		PHASE 2		REVISION 1	
		Performance Specifications		<div><div>NOT FOR CONSTRUCTION</div><div>These drawings and notes are for the sole purpose of expressing visual design intent and are not intended for actual fabrication purposes. Sign Contractor accepts total responsibility for final material selection, fabrication and installation methods. Electronic files are not construction documents and cannot be relied upon as identical to construction documents because of changes or errors induced by translation, transmission, or alterations while under the control of others. Use of information contained in the electronic files is at the user's sole risk and without liability to Design Professional and its consultants. Refer to provided performance specifications for details on designer expectations of Fabricator and fabrication process. Copyright © Guide Studio, Inc. All rights reserved.</div></div>	
				SHEET	
				<div><div>iii</div></div>	

- 4.8

Storage of Equipment

Space for storage of material prior to installation will be designated by the Owner. The Signage Contractor must give advance notice of deliveries and space requirements so the proper provision may be made. If deliveries are to be made to the premise at times other than normal working hours, the Signage Contractor will be required to reimburse Owner for any overtime costs incurred by Owner.
- 4.9

Warranty

A.

Upon final completion, the Signage Contractor will warrant all work and materials to be fully complete and in accordance with the contract documents and the agreement between Owner and Signage Contractor, and requirements appertaining thereto; that all work and materials are free from any and all defects and imperfections, and fully meet the manufacturer’s published performance criteria for use and purposes for which each and every part is specified.

B.

The Signage Contractor also agrees that, should any defect develop or appear, which the Owner finds was not caused by improper use, the Signage Contractor shall promptly, upon demand, fully correct, substitute and make good any such defective material without cost to the Owner and will save the Owner harmless against any claim, demand, loss or damage by reason of any breach of this warranty.

C.

The period of this warranty shall commence on the date on which the Owner determines the Signage Contractor has met all Final Completion requirements. The period of said warranty shall last twelve (12) months unless otherwise specified.

D.

The special warranty specified in this Article shall not deprive the Owner of other rights the Owner may have under other provisions of the Contract Documents and shall be in addition to, and run concurrent with, other warranties made by the Contractor under requirements of the Contract Documents.

E.

Special Warranty: Manufacturer’s standard form in which manufacturer agrees to repair or replace components of signs that fail in materials or workmanship within specified warranty period.

F.

Failures include, but are not limited to, the following:

1.

Deterioration of finishes beyond normal weathering.

2.

Structural failures.

3.

Noise or vibration caused by thermal movements.

4.

Failure of system to meet performance requirements.

5.

Failure of operating components to function normally.
- 4.10

Signage Contractor Responsibilities

The period of this warranty shall commence on the date on which the Owner determines the Signage Contractor has met all Final Completion requirements. The period of said warranty shall last twelve (12) months unless otherwise specified.
- 5.0

Submittals

All submittals and shop drawings are to be delivered to the Owner for distribution.
- 5.1

Schedule

A detailed graphic schedule by phases of production and installation is to be submitted by the Sign Contractor within five (5) business days of signing of contract with the Owner.

- 5.2

Samples

A.

The Sign Contractor shall submit (3) 4”x 4” samples of each color and finish of exposed materials, accessories and exposed fasteners on final material substrate to be used in the project.

B.

The Sign Contractor shall submit samples of each masonry material, including stone and mortar color to be used in the project. Brick and stone samples should be large enough to show variation in color adequate for review.
- 5.3

Shop Drawings

The Sign Contractor shall submit (1) one copy of electronic shop drawings in 11” x 17” format for the manufacturing, fabrication and erection of signs and graphic work at large scale, which shall show joints, anchorage, accessory items, and finishes. Shop drawings shall include accurately scaled masonry details, including finished sizes of brick, stone, mortar joints and foundations. Shop drawings shall be completed within 2 weeks the start of the Contract.

A.

Acceptance of shop drawings does not in any way change the documents. Documents may only be changed in writing.

B.

The Signage Contractor is responsible for reviewing shop drawings for conformance with the design intent documents and notifying, in writing, the Owner, of any variation from the documents.

C.

Changes to the shop drawings are to be made by the Signage Contractor as directed by the Owner. The Sign Contractor will receive 1 week for changes/updates as directed by the Owner.

5.4

Manufacturer’s Data

Signage Contractor shall submit (1) copy of the manufacturer’s printed specifications, anchorage details and installation, and maintenance instructions for all products to be used in the fabrication of signs and graphics work.

6.0

Substitutions

6.1

Any substitution requested will be considered under these cases:

A.

When specified product is not available.

B.

When certain product or process is specified, a warranty of performance is required, and, in the judgment of the Signage Contractor, the specified product or process will not produce the desired results.

C.

When such substitutions is in the best interest of the Owner.

6.2

Requests for substitutions of products, materials or processes other than those specified will be accompanied by the evidence that the proposed substitution...

A.

Is equal in quality and serviceability to the specified item;

B.

Will not entail changes in details and construction related to work;

C.

Will be acceptable in consideration of the required design and artistic effect;

D.

Will provide cost advantage to the Owner.

The Sign Contractor shall furnish with his request such drawings, specification samples, performance data and other information as may be required of him to assist the Owner in determining whether the proposed substitution is acceptable. The burden of proof shall be upon the Signage Contractor.

6.3

Regardless of the evidence submitted or any review or independent investigation by the Owner or authorized representative, a request for a substitution of products, materials, or processes is a warranty by the Signage Contractor to the Owner that the requested substitution...

A.

Is equal or better in quality and serviceability to the specified item;

<div>DATE07.20.2021</div> <div><div><div>Guide</div><div>13110 Shaker Square, Suite 101 Cleveland, Ohio 44120 guidestudio.com</div></div></div>	<div>CONTACT</div> <div><div>PMK Fromet</div><div>DESIGNJ Wilhelm</div></div>	<div>PROJECTKAU1677</div> <div><div>City of Kaukauna</div><div>Wayfinding Program</div></div>	<div>PHASE2</div> <div>REVISION1</div> <div>Performance Specifications</div>	<div>NOT FOR CONSTRUCTION</div> <div>These drawings and notes are for the sole purpose of expressing visual design intent and are not intended for actual fabrication purposes. Sign Contractor accepts total responsibility for final material selection, fabrication and installation methods. Electronic files are not construction documents and cannot be relied upon as identical to construction documents because of changes or errors induced by translation, transmission, or alterations while under the control of others. Use of information contained in the electronic files is at the user's sole risk and without liability to Design Professional and its consultants. Refer to provided performance specifications for details on designer expectations of Fabricator and fabrication process. Copyright © Guide Studio, Inc. All rights reserved.</div>	<div>SHEET</div> <div>iv</div>
---------------------------------------------------------------------------------------------------------------------------------------------------------	-------------------------------------------------------------------------------	-----------------------------------------------------------------------------------------------	------------------------------------------------------------------------------	-----------------------------------------------------------------------------------------------------------------------------------------------------------------------------------------------------------------------------------------------------------------------------------------------------------------------------------------------------------------------------------------------------------------------------------------------------------------------------------------------------------------------------------------------------------------------------------------------------------------------------------------------------------------------------------------------------------------------------------------------------------------------------------------------------------------------------------------------------------------------------	--------------------------------

- B. Will not entail changes in details and construction related to work;
- C. Will be acceptable in consideration of the required design and artistic effect;
- D. Will provide cost advantage to the Owner.

6.4 Proposed substitutions will be made after the signing of the contract and not during the bid phase. Signage Contractor shall submit requests for substitutions to the Designer in writing with the first round of shop drawings, giving sufficient information and samples for evaluation with the differences in costs, if any. Substitutions must be approved in writing by the Owner before they may be used.

7.0 Products of Fabrication

Shop fabrication and tolerances shall conform to the standards of the industry. Signage Contractor shall perform high-quality, professional workmanship, attach materials with sufficient strength, number and spacing not to fail, and fabricate all work to be truly straight, plumb, level and square and to sizes, shapes and profiles indicated on the approved shop drawings.

7.1 Materials and Workmanship

- A. The Signage Contractor shall use, whenever possible, standard sizes and readily available materials to reduce cost of fabrication. All materials shall be of the highest quality and shall meet all industry standards. To establish a standard quality, design and function desired, portions of the Design Intent Documents and specifications may be based on products or manufacturers herein. When specific products are mentioned, it should be noted that the manufacturers of similar products may be considered for approvals as “equal” by the Owner upon receipt of adequate supporting data.
- B. All materials utilized for the work of this contract shall meet all applicable codes, including Fire and Life Safety codes, of authorities having jurisdiction over the projects. The Sign Contractor shall immediately report any discrepancies to the Designer for resolution. The Contractor shall not substitute products without obtaining prior written approval from the Owner and Designer.
- C. All sign faces shall be smooth and even, free from imperfections and disfiguring caused by such things as welding, material being too thin, fasteners and welds not being ground smooth, oil canning, staining, discoloration or uneven coloration, puckering, or any other problems not specifically mentioned herein.
- D. Climate conditions of the project site must be considered and the sign units designed and engineered to prevent problems caused by weather, expansion, contraction, condensation, and any other possible problems resulting from exposure to the elements.
- E. Weep holes, heat vents, etc. shall be considered for incorporation by the Sign Contractor on each sign type as required and/or necessary. Weep holes, vents, access panels and other functional, but non-aesthetic, components must be placed so as to be inconspicuous as possible. All such items must be shown on the shop drawings for approval prior to fabrication.
- F. All finish work shall be smooth and free from abrasion, tool marks, visible welds, exposed fasteners or similar defects. All corners, reveals and joints shall be milled to matching adjoining pieces and shall be fabricated so that they are straight and/or configured to match the Design Intent Documents.
- G. Defective workmanship of any type shall not be tolerated and will result in rejection of the supplied product.

7.2 Systems Performance Requirements

- A. General: Signage Contractor shall engineer, fabricate and install signs to meet Performance

Requirements included in these Specifications and the following criteria:

1. Code Compliance: Work, including structural loading, shall comply with all applicable Federal, State and Local Codes and applicable regulations of authorities having jurisdiction including ADA compliance.
2. Design Criteria: The Drawings and Specifications indicate sizes, colors, layouts, profiles, critical details and dimensional requirements of signs.

- B. Windloading: All sign types and supporting devices, anchorage, etc. must be designed to withstand a wind speed of 100 mph (unless specified otherwise by the Wisconsin Building Code or local ordinances) on the total sign area applied in all directions and comply with all applicable codes.
- C. Thermal Movement Temperature Change (range): 120 degrees Fahrenheit ambient, 180 degrees Fahrenheit material surfaces.
- D. Control of Corrosion: Prevent galvanic action and other forms of corrosion by insulating metals and other materials from direct contact with incompatible materials.

7.3 Typography & Graphics

- A. The Sign Contractor shall report any discrepancies or conflicting sign specifications, such as message too long for specified format, to the Designer for resolution.
- B. The applicable typefaces for this project shall be indicated in the design documents. All fonts specified must be purchased by the Sign Contractor for use in this program.
- C. Electronic art for graphics, logos and symbols shall be supplied by the Owner or Designer for the Sign Contractor's use in producing electronically cut images, patterns, or friskets. This is the only acceptable source of art for the logos and symbols. Sign Contractor shall not use artwork included as part of these Documents for final photography or digitizing.
- D. All final output or implementation of typography and graphics are to be sharp (without serrated or irregular edges) and exactly true to the letter style and/or design form.
- E. Sign Contractor shall allow for hand kerning of messages, at no additional cost, in which letters and numbers, although adequately spaced, appear to the Designer to be less readable, or unsatisfactorily spaced.

7.4 Color

- A. Color Specifications: Sign Contractor shall provide products matching those listed below in both color and quality. For colors requiring a match, products shall be used which best match the paint swatch specified. Samples shall be submitted in accordance with the requirements of Section 5.0 and of these Specifications for approval prior to fabrication.
- B. Color specifications for the work of the project are listed in the Design Documents.
- C. Consult the Design Documents to ascertain all sign components to receive color.
- D. Coatings are to accurately match the color specified. The number of coatings must be adequate to achieve the color specified. Three (3) samples of each color using the actual coating type must be submitted for approval prior to production, in accordance with Section 5.0 of these Specifications.

7.5 Finish

- A. All coating applications are to be smooth and consistently uniform. The cured coating surface is to have a uniform finish that matches the specified color and finish.
- B. Exact identification of all coatings and a description of the method of application shall be identified in the Shop Drawings.

DATE 07.20.2021	CONTACT	PROJECT KAU1677	PHASE 2	REVISION 1	NOT FOR CONSTRUCTION These drawings and notes are for the sole purpose of expressing visual design intent and are not intended for actual fabrication purposes. Sign Contractor accepts total responsibility for final material selection, fabrication and installation methods. Electronic files are not construction documents and cannot be relied upon as identical to construction documents because of changes or errors induced by translation, transmission, or alterations while under the control of others. Use of information contained in the electronic files is at the user's sole risk and without liability to Design Professional and its consultants. Refer to provided performance specifications for details on designer expectations of Fabricator and fabrication process. Copyright © Guide Studio, Inc. All rights reserved.	SHEET
<div><div><div>Guide</div><div>13110 Shaker Square, Suite 101 Cleveland, Ohio 44120 guidestudio.com</div></div></div>	<div><div>PM K Fromet</div><div>DESIGN J Wilhelm</div></div>	<div><div>City of Kaukauna</div><div>Wayfinding Program</div></div>	Performance Specifications		<div>V</div>	

<div><div><div>C. Color breaks that occur on the sign face are to be sharp, even, with no serration or color bleed. All splatters, drips, spills and over sprays shall be removed.</div><div>D. Comply with NAAMM’s “Metal Finishes Manual for Architectural and Metal Products” for recommendations for applying and designating finishes.</div><div>E. Protect mechanical finishes on exposed surfaces from damage by applying a strippable, temporary protective covering before shipping.</div><div>F. Appearance of Finished Work: Variations in appearance of abutting or adjacent pieces are acceptable if they are within one-half of the range of approved Samples. Noticeable variations in the same piece are not acceptable. Variations in appearance of other components are acceptable if they are within the range of approved Samples and are assembled or installed to minimize contrast.</div></div><div><div>7.6 Screen Printed Media</div><div><div>A. All screen-printed graphics shall be produced with ABS paint compatible with the substrate, using mesh of 390 or finer to produce clean, sharp edges.</div><div>B. All media are to be opaque, with full even coverage, and free from dust bubbles, blemishes and other foreign matter.</div><div>C. There shall be no streaking created by drawing squeegee over screen.</div></div><div><div>7.7 Masonry</div><div><div>A. Scope: The Contractor shall furnish all labor, materials, tools, equipment and scaffolding, transportation, cartage, etc., required for the complete installation of all masonry as shown on the drawings and specified herein.</div><div>B. Built-in Items: The Contractor shall build into the masonry, where required, all bolts, anchors, inserts, and the like.</div><div>C. Protection: Masonry work shall be protected from freezing and from the elements at all times. The tops of masonry walls shall be covered at nights and at other times as required when not being worked on, with a waterproof covering to prevent water from entering the wall.</div><div>D. Workmanship: All masonry work to be built up with true and even surfaces to proper heights, dimensions and forms, and carefully plumbed and leveled in all cases. All work is to be carried up continuously insofar as practicable.</div><div>E. Performance: All exterior masonry construction shall be so built that it will be completely weather-tight and for a period of one (1) year from the completion and final acceptance of the building, the Masonry Contractor shall so guarantee.</div></div><div><div>7.8 Digitally Printed Graphics</div><div><div>A. Applied graphics should securely adhere to sign surfaces, and be applied smoothly: free of peeling, bubbling or other application defects. Graphics are expected to resist peeling and hold to applied surfaces considering the exterior conditions (resistant to temperature fluctuations and moisture).</div><div>B. Opaque continuous tone photo-quality print - minimum 720 DPI per sq. inch. Graphics may be printed directly to substrate and be applied smoothly: free of peeling, bubbling or other application defects. Graphics are expected to hold to applied surfaces. Graphics should utilize inks resistant to UV-A, UV-B, Xenon and weather. Any graphics used outside should be exterior-rated: resistant to vandalism, fading and other weather-related defects.</div><div>C. Where applicable, digital graphics shall be printed on reflective white and must be retro-reflective where indicated per MUTCD standards unless specified otherwise in the Design Intent Drawings.</div></div></div></div></div></div>					
<div><div><div>7.9 Vinyl Film</div><div><div>A. Contractor shall provide opaque or reflective high performance vinyl film as indicated on the Drawings, 2 mil maximum thickness, with pressure sensitive adhesive, suitable for outdoor application to vinyl, painted surfaces, and metal applications.</div><div>B. All machine cut vinyl typography and graphics are to be on high-grade self-adhesive 2 mil maximum high performance, cast vinyl films with a minimum of (7) years durability or approved equal (or otherwise noted). The application of the vinyl characters is to be smooth, without bubbles, ridges or other imperfections.</div><div>C. All vinyl typography (including letters, arrows, numbers, symbols, logos, etc.) shall be digitally reproduced, and machine cut.</div><div>D. Surface coatings should be allowed to dry a minimum of 3 to 4 days before applying vinyl letters or graphics in order to avoid bubbles forming in the vinyl from out-gassing of the curing coating.</div><div>E. Letters for sign panels are to have positionable pressure-activated gray pigmented adhesive to provide minimal color show through.</div><div>F. Vinyl shall be retro-reflective where indicated per MUTCD standards unless specified otherwise in the Design Intent Drawings.</div></div><div><div>7.10 Aluminum & Steel</div><div>Separation of Metals: There shall be no bare aluminum in contact with any other metals, wood or concrete. Contact surfaces shall be separated by a coating of zinc chromate and aluminum paint, or a heavy body bituminous paint or by a gasket.</div><div><div>A. Aluminum Castings: ASTM B 26/B 26M, of alloy and temper recommended by sign manufacturer for casting process used and for use and finish indicated.</div><div>B. Aluminum Sheet and Plate: ASTM B 209 (ASTM B 209M), alloy and temper recommended by aluminum producer and finisher for type of use and finish indicated, and with at least the strength and durability properties of Alloy 5005-H32.</div><div>C. Aluminum Extrusions: ASTM B 221 (ASTM B 221M), alloy and temper recommended by aluminum producer and finisher for type of use and finish indicated, and with at least the strength and durability properties of Alloy 6063-T5.</div><div>D. Steel Members Fabricated from Plate or Bar Stock: ASTM A 529/A 529M or ASTM A 572/A 572M, 42,000-psi (290-MPa) minimum yield strength.</div><div>E. For steel exposed to view on completion, provide materials having flat, smooth surfaces without blemishes. Do not use materials whose surfaces exhibit pitting, seam marks, roller marks, rolled trade names, or roughness.</div></div><div><div>7.11 Laser-cut Characters</div><div>Provide characters with square-cut smooth edges.</div><div><div>7.12 Acrylic Sheet</div><div>Acrylic Sheet: ASTM D 4802, Category A-1 (cell-cast sheet), Type UVA (UV absorbing).</div><div><div>7.13 Paints/Coatings/Finishes</div><div><div>A. Surface Preparation: Signage Contractor shall remove mill scale and rust, if present from uncoated steel and prime for painted finish.</div><div>B. Only highest quality 2-part catalyst-hardened acrylic polymer coatings are to be used. Color fastness</div></div></div></div></div></div></div></div>					
<div><div>DATE</div><div>07.20.2021</div></div>		<div><div>CONTACT</div><div><div>PM</div><div>K Fromet</div><div>DESIGN</div><div>J Wilhelm</div></div></div>		<div><div>PROJECT</div><div>KAU1677</div><div>City of Kaukauna</div><div>Wayfinding Program</div></div>	
<div><div>Guide</div><div>13110 Shaker Square, Suite 101 Cleveland, Ohio 44120 guidestudio.com</div></div>		<div><div>PHASE</div><div>2</div><div>REVISION</div><div>1</div><div>Performance Specifications</div></div>		<div><div>NOT FOR CONSTRUCTION</div><div>These drawings and notes are for the sole purpose of expressing visual design intent and are not intended for actual fabrication purposes. Sign Contractor accepts total responsibility for final material selection, fabrication and installation methods. Electronic files are not construction documents and cannot be relied upon as identical to construction documents because of changes or errors induced by translation, transmission, or alterations while under the control of others. Use of information contained in the electronic files is at the user's sole risk and without liability to Design Professional and its consultants. Refer to provided performance specifications for details on designer expectations of Fabricator and fabrication process. Copyright © Guide Studio, Inc. All rights reserved.</div><div>SHEET</div><div>vi</div></div>	

<p>is of utmost importance as well as quality and other assurances against abnormal deterioration such as peeling, cracking, crazing, etc.</p> <p>C. Coatings shall be prepared as designated by the manufacturers latest literature for surface preparation and application but in no case less than one (1) applicable primer coat and two (2) final full coats. All finished surfaces shall be uniform.</p> <p>D. All coatings (paint, ink, etc.) should have UV inhibitors, and should not fade or discolor when exposed to ultraviolet light.</p> <p>E. Colors shall match color designations as indicated on the drawings.</p> <p>F. Sign Contractor shall protect mechanical finishes on exposed surfaces from damage by applying strippable, temporary protective covering before shipping.</p> <p>G. All paint finishes are to be satin unless otherwise noted in the Design Drawings.</p> <p>7.14 Fasteners</p> <p>Signage Contractor shall use concealed fasteners fabricated from metals that are not corrosive to the sign material and mounting surface. All dissimilar materials must be separated from contact with each other. Fasteners shall be compatible with adjacent materials and substrates.</p> <p>A. Anchors and Inserts: Signage Contractor shall use nonferrous metal or hot-dipped galvanized anchors and inserts for exterior installations and elsewhere as required for corrosion resistance. Signage Contractor shall use expansion bolts or other fastening devices for drilled-in-place anchors designed to withstand all required loads. Signage Contractor shall furnish inserts, as required, to be set into concrete or masonry work.</p> <p>B. Exposed Fasteners: Sign Contractor shall finish exposed fasteners to match adjacent surfaces and as directed by Designer to achieve an attractive, finished appearance.</p>		<p>finished graphics and letterforms. Graphics and letterforms having positive or negative corners, nicked, cut or ragged edges are not acceptable. Signage Contractor shall align and maintain parallel baselines and margins as indicated on the drawings.</p> <p>9.0 Execution</p> <p>Quality and acceptability of the fabricators’ work will be monitored throughout the fabrication and installation phases of the project. Work will be reviewed by the Designer.</p> <p>9.1 Shop Reviews</p> <p>Contractor shall notify Owner at least 48 hours in advance of operations requiring reviews.</p> <p>9.2 Site Reviews</p> <p>Upon arrival of any shipment of sign units or materials, the Sign Contractor shall inspect the shipment to verify that no damage has occurred that will adversely affect the performance or appearance of the units or materials. The Owner shall not accept, as approved, any units or materials previously rejected by the Designer and not repaired or revised to the Designers satisfaction.</p> <p>9.3 Sign Locations</p> <p>The Sign Contractor shall field verify all proposed sign locations and conduct a walk-thru with the Owner in order to obtain a written approval of the proposed locations before installation of the sign units. All locations must be permitted through the appropriate permitting/approval process (by Sign Contractor).</p> <p>9.4 Punch List</p> <p>Immediately after installation of the signs, the Sign Contractor shall arrange for the Owner to review the work in place and give written notice of any deviations, errors, missions or other unacceptable condition in a punch list to be prepared and distributed to the proper fabricators or consultants for correction.</p> <p>9.5 Final Sign-Off</p> <p>At final completion of all work, including punch list items for each group of signs, the Sign Contractor shall arrange for a final review by the Owner for the purpose of obtaining a written approval of the fabrication and installation of the units.</p>	
<p>8.0 Fabrication</p> <p>Signage Contractor shall provide sign copy to comply with the requirements indicated for size, styles, spacing, content, positions, materials, finishes, and colors of letters, numbers and symbols, and other graphic devices and construct to accurate details and dimensions as shown, and as reviewed on shop drawings. Exposed fasteners on finished sign faces will not be allowed, unless specifically indicated. Signage Contractor shall conceal wiring, conduit, and other electrical items within sign enclosures.</p> <p>8.1 Shop Assembly</p> <p>Signage Contractor shall pre-assemble items in shop to greatest extent possible to minimize field splicing and assembly. Signage Contractor shall disassemble units only as necessary for shipping and handling limitations. Signage Contractor shall clearly mark units for reassembly and coordinated installation.</p> <p>8.2 Welding</p> <p>All welding procedures shall conform to applicable AWS specifications. Type of alloy filler metal and electrodes to be that which is recommended by producer of metal to be welded, and as required for color match, strength and compatibility in the fabricated items.</p> <p>8.3 Flatness of Panels</p> <p>Panels shall show no visible distortion when viewed in installed position.</p> <p>8.4 Cutting/Routing</p> <p>Signage Contractor shall cut and route in a manner to produce smooth, true, and clean edges and corners of</p>		<p>10.0 Installation</p> <p>The installation of fixed materials shall be under the general direction of the Owner/Designer in accordance with applicable specifications and layout drawings.</p> <p>10.1 Preparation</p> <p>Signage Contractor shall coordinate setting drawings, diagrams, templates, instructions and directions for the installation of items having integral anchors which are to be embedded in concrete. Signage Contractor shall coordinate delivery of such items to applicable trades for installation. Sign Contractor is also responsible for procuring any required signage or building permits, including obstruction permits that may be necessary while installing within city streets and public right-of -ways. Sign Contractor is responsible for coordinating with utility companies regarding the location of underground utilities prior to installation.</p> <p>10.2 Delivery to Premise</p> <p>Sign Contractor is responsible for securing staging and storage areas. Unless indicated to the contrary, items of loose material shall be delivered, uncrated, assembled, set in proper place and installed ready for use, free from breakage, blemishes or other defects.</p> <p>10.3 Anchors and Inserts</p> <p>Signage Contractor shall furnish inserts and anchoring devices which must be set in concrete or built into</p>	

<div>DATE07.20.2021</div> <div><div><div>Guide</div><div>13110 Shaker Square, Suite 101 Cleveland, Ohio 44120 guidestudio.com</div></div></div>	<div>CONTACT</div> <div><div>PMK Fromet</div><div>DESIGNJ Wilhelm</div></div>	<div>PROJECTKAU1677</div> <div><div>City of Kaukauna</div><div>Wayfinding Program</div></div>	<div>PHASE2</div> <div>REVISION1</div> <div>Performance Specifications</div>	<div>NOT FOR CONSTRUCTION</div> <div>These drawings and notes are for the sole purpose of expressing visual design intent and are not intended for actual fabrication purposes. Sign Contractor accepts total responsibility for final material selection, fabrication and installation methods. Electronic files are not construction documents and cannot be relied upon as identical to construction documents because of changes or errors induced by translation, transmission, or alterations while under the control of others. Use of information contained in the electronic files is at the user's sole risk and without liability to Design Professional and its consultants. Refer to provided performance specifications for details on designer expectations of Fabricator and fabrication process. Copyright © Guide Studio, Inc. All rights reserved.</div>	<div>SHEET</div> <div>vii</div>
---------------------------------------------------------------------------------------------------------------------------------------------------------	-------------------------------------------------------------------------------	-----------------------------------------------------------------------------------------------	------------------------------------------------------------------------------	-----------------------------------------------------------------------------------------------------------------------------------------------------------------------------------------------------------------------------------------------------------------------------------------------------------------------------------------------------------------------------------------------------------------------------------------------------------------------------------------------------------------------------------------------------------------------------------------------------------------------------------------------------------------------------------------------------------------------------------------------------------------------------------------------------------------------------------------------------------------------------	---------------------------------

masonry for installation of this work, provide setting drawings, templates, instructions and directions for installation of anchorage devices and provide units with exposed surfaces matching the texture and finish of metal item anchored.

10.4 Cutting/Fitting/Placement

Signage Contractor shall perform all cutting, drilling and fitting required for installation, set work accurately in location, alignment and elevation, plumb, level and true, measured from established lines and levels, and provide temporary bracing or anchors as required.

Signage Contractor shall form tight joints with exposed connection accurately fitted with uniform reveals and spaces for sealants and joint fillers. Where cutting, welding and grading are required for proper shop fitting and jointing of the work, Signage Contractor shall restore finishes to eliminate any evidence of corrective work.

Signage Contractor shall not cut or abrade finishes which cannot be completely restored in field. Signage Contractor shall return items with such finishes to the shop for required alterations, followed by complete refinishing or providing new units at Signage Contractor option.

10.5 Erection

All surfaces shall be covered with protective non-deleterious to finish for protection until final installation or erection. Signage Contractor shall complete all connections in proper alignment and tighten bolts securely. Leveling is to be done only by instruments; measuring equal distances from existing surfaces will not be acceptable as a basis of level and/or plumb. After erection, all surfaces marred during erection and exposed bolts, bolt heads, etc., shall be retouched with same paint as previous.

10.6 Protective Coverings

Sign Contractor shall restore protective coverings which have been damaged during shipment or installation of the work, remove protection when requested for inspection of finishes and replace, retain protective coverings intact and remove simultaneously from similar finished items to preclude non-uniform oxidation and discoloration and remove protective coverings only when there is no possibility of damage from other work yet to be performed at the same location.

10.7 Cleaning of Premises/Signs

The Signage Contractor shall use special care in the disposition of excess materials and rubbish. Rubbish shall not be allowed to accumulate but shall be consistently collected and removed at the completion of this work, on a daily basis.

After installation, Signage Contractor shall clean soiled sign surfaces according to manufacturer’s written instructions, Signage Contractor shall protect signs from damage until acceptance of Owner and shall touch up all nicks, scratches, fasteners that require color.

COLORS/MATERIALS

1. Final colors and finishes must comply with ADA guidelines where applicable.
2. Final colors and finishes must be approved by Owner prior to fabrication.

<div>C1 WHITE</div>	<div>C2 BLACK</div>	<div>C3 BRIGHT ORANGE</div>	<div>C4 TEAL</div>	<div>C5 BRIGHT YELLOW</div>	<div>C6 NATURAL WHITE</div>	<div>C7 NATURAL WHITE TINT</div>
3M Matte White Vinyl or paint to match	3M Matte Black Vinyl or paint to match	Match Pantone 164 Matthews MP12876 Midnight Sun	Match Pantone 570 Matthews MP00419 Jamaica Me Happy	Match Pantone 122 Matthews MP07676 Golden Orchards	Match Pantone 7499 Matthews MP09017 Solar Yellow	Match Pantone 7499 @ 40%
* Engineer grade reflective vinyl where indicated on drawings						

FONTS

Fonts must be purchased by sign fabricator

T1 Oswald Regular

Aa Bb Cc Dd Ee Ff Gg Hh Ii Jj Kk Ll
Mm Nn Oo Pp Qq Rr Ss Tt Uu Vv
Ww Xx Yy Zz 1 2 3 4 5 6 7 8 9 0

T2 Oswald Medium

Aa Bb Cc Dd Ee Ff Gg Hh Ii Jj Kk Ll
Mm Nn Oo Pp Qq Rr Ss Tt Uu Vv
Ww Xx Yy Zz 1 2 3 4 5 6 7 8 9 0

T3 Oswald Semibold

Aa Bb Cc Dd Ee Ff Gg Hh Ii Jj Kk Ll
Mm Nn Oo Pp Qq Rr Ss Tt Uu Vv
Ww Xx Yy Zz 1 2 3 4 5 6 7 8 9 0

T4 Zaio Regular

A B C D E F G H I J K L M N O P Q R S
T U V W X Y Z 1 2 3 4 5 6 7 8 9 0

T5 Roboto Regular

Aa Bb Cc Dd Ee Ff Gg Hh Ii Jj
Kk Ll Mm Nn Oo Pp Qq Rr Ss Tt
Uu Vv Ww Xx Yy Zz
1 2 3 4 5 6 7 8 9 0

T6 ClearviewHwy 2-W

Aa Bb Cc Dd Ee Ff Gg Hh Ii
Jj Kk Ll Mm Nn Oo Pp Qq Rr
Ss Tt Uu Vv Ww Xx Yy Zz
1 2 3 4 5 6 7 8 9 0

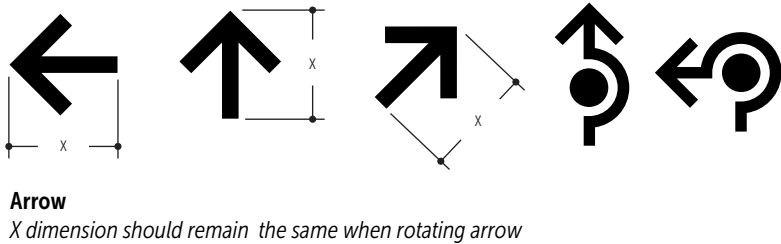
LOGOS/GRAPHICS

Designer to provide final artwork unless noted, see drawings for usage



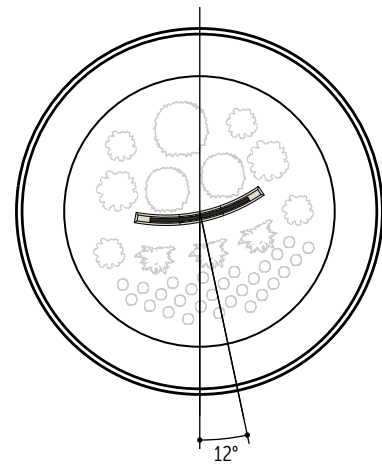
SYMBOLS

Designer to provide final artwork unless noted, see drawings for usage




Pictographs
Sign contractor to specify typical colors for warning and accessibility.
Symbols from National Park System, additional ones can be found: <https://www.nps.gov/carto/app/#!/maps/symbols>

DATE 07.20.2021	CONTACT	PROJECT KAU1677	PHASE 2	REVISION 1	NOT FOR CONSTRUCTION These drawings and notes are for the sole purpose of expressing visual design intent and are not intended for actual fabrication purposes. Sign Contractor accepts total responsibility for final material selection, fabrication and installation methods. Electronic files are not construction documents and cannot be relied upon as identical to construction documents because of changes or errors induced by translation, transmission, or alterations while under the control of others. Use of information contained in the electronic files is at the user's sole risk and without liability to Design Professional and its consultants. Refer to provided performance specifications for details on designer expectations of Fabricator and fabrication process. Copyright © Guide Studio, Inc. All rights reserved.	SHEET
<div>Guide</div> <div>13110 Shaker Square, Suite 101 Cleveland, Ohio 44120 guidestudio.com</div>	PM K Fromet DESIGN J Wilhelm	City of Kaukauna Wayfinding Program	Colors, Materials, Graphics Subtitle or description			1



PLAN VIEW
Not to scale

Owner to confirm final position of sign

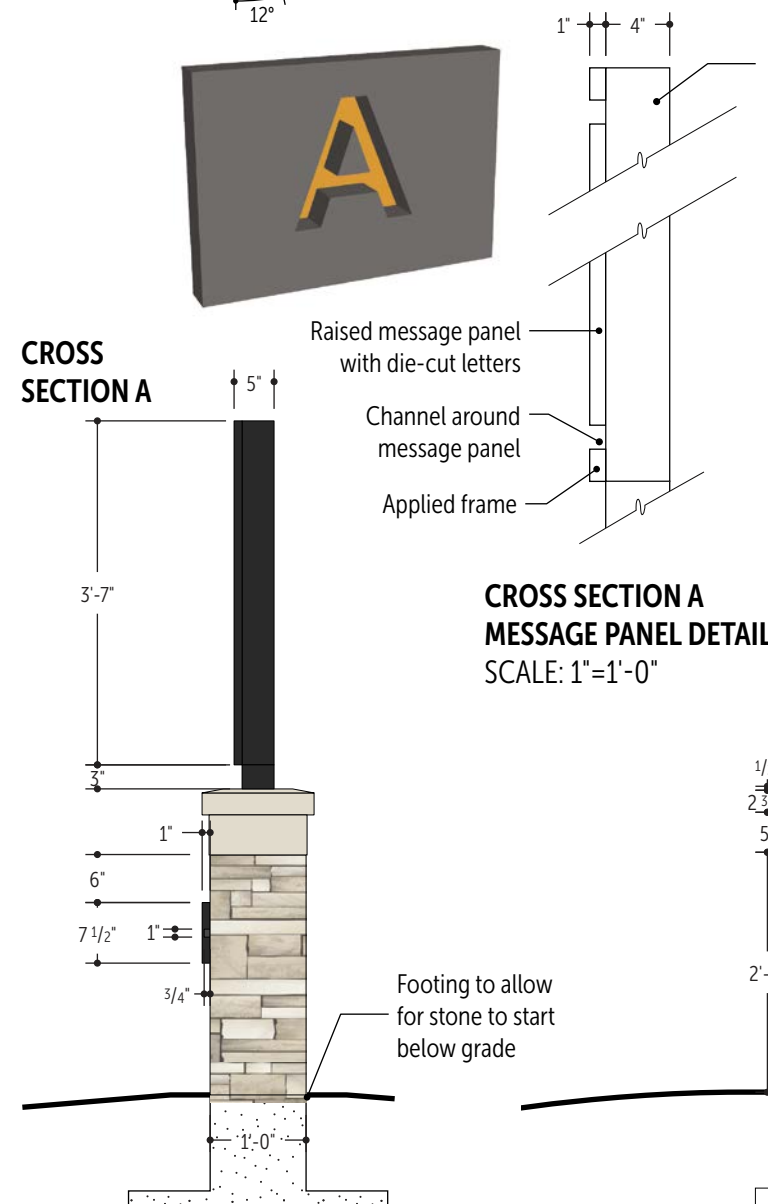


TOP VIEW

NOTE: Alt price an interior illuminated orange sign panel

GENERAL NOTES

1. Sign contractor shall be responsible for design and engineering of supports, anchors and miscellaneous steel or metal required for installation.
2. The sign contractor's structural engineer shall be licensed in the state the signs are being installed and certify all connections and support details.
3. Isolate dissimilar materials as required.
4. Field dimensions shall be taken by the sign contractor prior to preparation of shop drawings and fabrication where possible. It is the responsibility of the sign contractor to site verify all sign locations for accuracy, fit, and potential obstacles. Sign contractor shall notify appropriate person(s) of any issues, discrepancies and potential obstacles per the attached Performance Specifications, contract or specified communication process.
5. It is the responsibility of the sign contractor to contact the local "Call Before You Dig" and verify locations of underground utilities.
6. Sign contractor must obtain all permits and field inspection approvals necessary to complete work per City requirements. All sign locations need to be located and staked by sign contractor and approved by city prior to installation.
7. Masonry dimensions are approximate; sign contractor to verify and adjust as needed. Final dimensions must appear on shop drawings for review and approval.
8. Sign contractor must clean and seal masonry to prevent moisture, discoloration and other defects due to weather and environmental conditions.
9. Sign contractor must submit brick, stone, and mortar samples for review and approval.
10. Sign contractor shall follow any additional requirements presented in the attached Performance Specifications and Design Intent Documents.



CROSS SECTION A

Raised message panel with die-cut letters


Channel around message panel

Applied frame

**CROSS SECTION A
MESSAGE PANEL DETAIL**
SCALE: 1"=1'-0"

SCALE: 1/2"=1'-0"

FRONT



(C2)

Raised panel with die-cut letters, 3/4" recess

(C3)

Colored back panel

Cut limestone cap or similar

(C2) (T2)

Dimensional letters

(C2)

Cut limestone veneer or similar

NOTES: Sign shown for general overall dimension. Sign contractor to create plans for footing/foundation that will support sign.

Please alt price an interior illuminated orange sign panel

Grade is mounded and slopes away from sign

DATE 07.20.2021

CONTACT

PROJECT KAU1677

PHASE 2

REVISION 1

NOT FOR CONSTRUCTION

These drawings and notes are for the sole purpose of expressing visual design intent and are not intended for actual fabrication purposes. Sign Contractor accepts total responsibility for final material selection, fabrication and installation methods. Electronic files are not construction documents and cannot be relied upon as identical to construction documents because of changes or errors induced by translation, transmission, or alterations while under the control of others. Use of information contained in the electronic files is at the user's sole risk and without liability to Design Professional and its consultants. Refer to provided performance specifications for details on designer expectations of Fabricator and fabrication process. Copyright © Guide Studio, Inc. All rights reserved.

SHEET

Guide

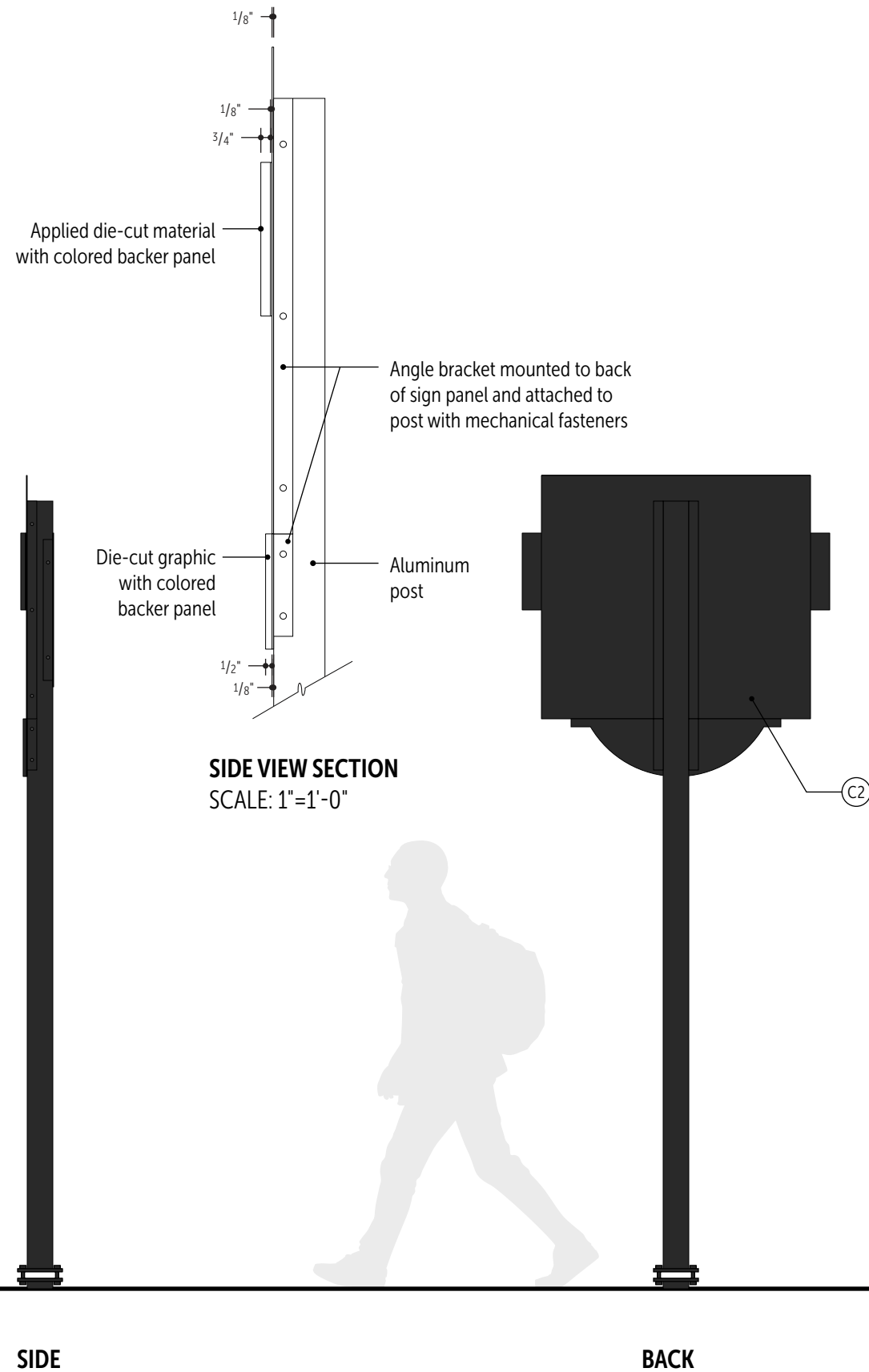
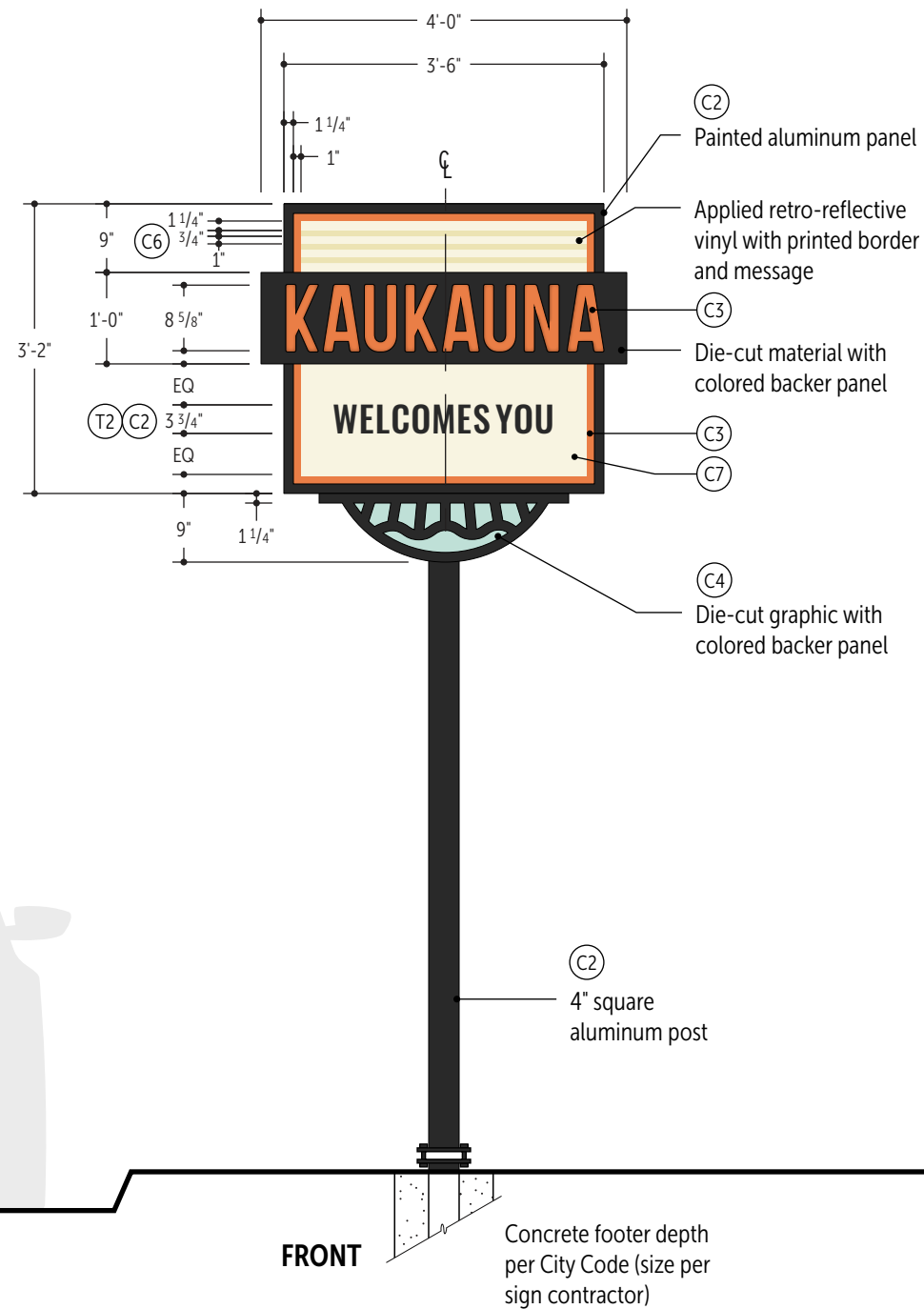
13110 Shaker Square, Suite 101
Cleveland, Ohio 44120
guidestudio.com

PM K Fromet
DESIGN J Wilhelm

City of Kaukauna
Wayfinding Program

Sign Drawings
A1 City Gateway – Roundabout

2



GENERAL NOTES

1. Sign contractor shall be responsible for design and engineering of supports, anchors and miscellaneous steel or metal required for installation.
2. The sign contractor's structural engineer shall be licensed in the state the signs are being installed and certify all connections and support details.
3. Isolate dissimilar materials as required.
4. Field dimensions shall be taken by the sign contractor prior to preparation of shop drawings and fabrication where possible. It is the responsibility of the sign contractor to site verify all sign locations for accuracy, fit, and potential obstacles. Sign contractor shall notify appropriate person(s) of any issues, discrepancies and potential obstacles per the attached Performance Specifications, contract or specified communication process.
5. It is the responsibility of the sign contractor to contact the local "Call Before You Dig" and verify locations of underground utilities.
6. Sign contractor must obtain all permits and field inspection approvals necessary to complete work per City requirements. All sign locations need to be located and staked by sign contractor and approved by city prior to installation.
7. Masonry dimensions are approximate; sign contractor to verify and adjust as needed. Final dimensions must appear on shop drawings for review and approval.
8. Sign contractor must clean and seal masonry to prevent moisture, discoloration and other defects due to weather and environmental conditions.
9. Sign contractor must submit brick, stone, and mortar samples for review and approval.
10. Sign contractor shall follow any additional requirements presented in the attached Performance Specifications and Design Intent Documents.

DATE 07.20.2021

CONTACT

PROJECT KAU1677

PHASE 2

REVISION 1

NOT FOR CONSTRUCTION

These drawings and notes are for the sole purpose of expressing visual design intent and are not intended for actual fabrication purposes. Sign Contractor accepts total responsibility for final material selection, fabrication and installation methods. Electronic files are not construction documents and cannot be relied upon as identical to construction documents because of changes or errors induced by translation, transmission, or alterations while under the control of others. Use of information contained in the electronic files is at the user's sole risk and without liability to Design Professional and its consultants. Refer to provided performance specifications for details on designer expectations of Fabricator and fabrication process. Copyright © Guide Studio, Inc. All rights reserved.

SHEET

Guide

13110 Shaker Square, Suite 101
Cleveland, Ohio 44120
guidestudio.com

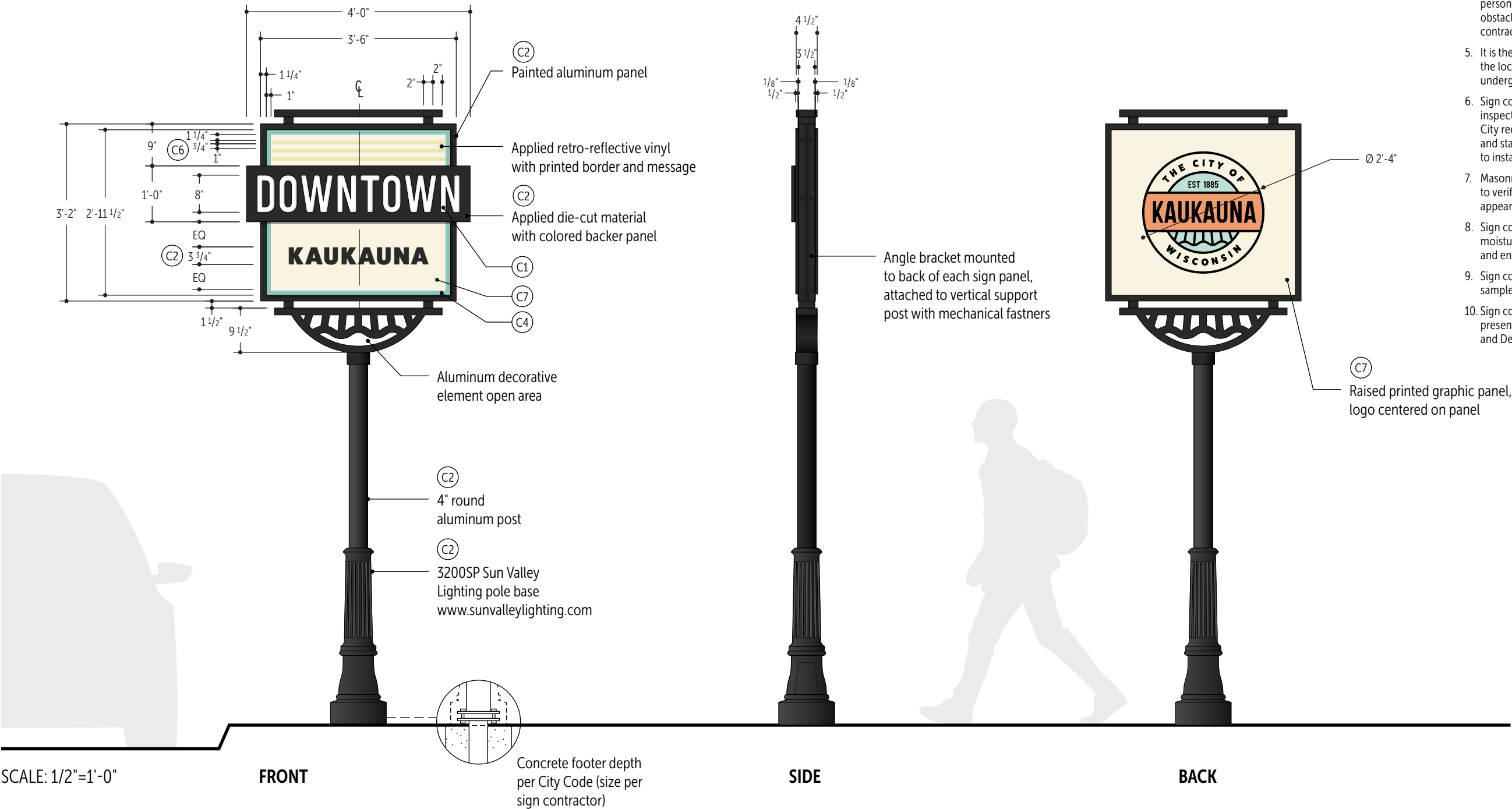
PM K Fromet
DESIGN J Wilhelm

City of Kaukauna
Wayfinding Program

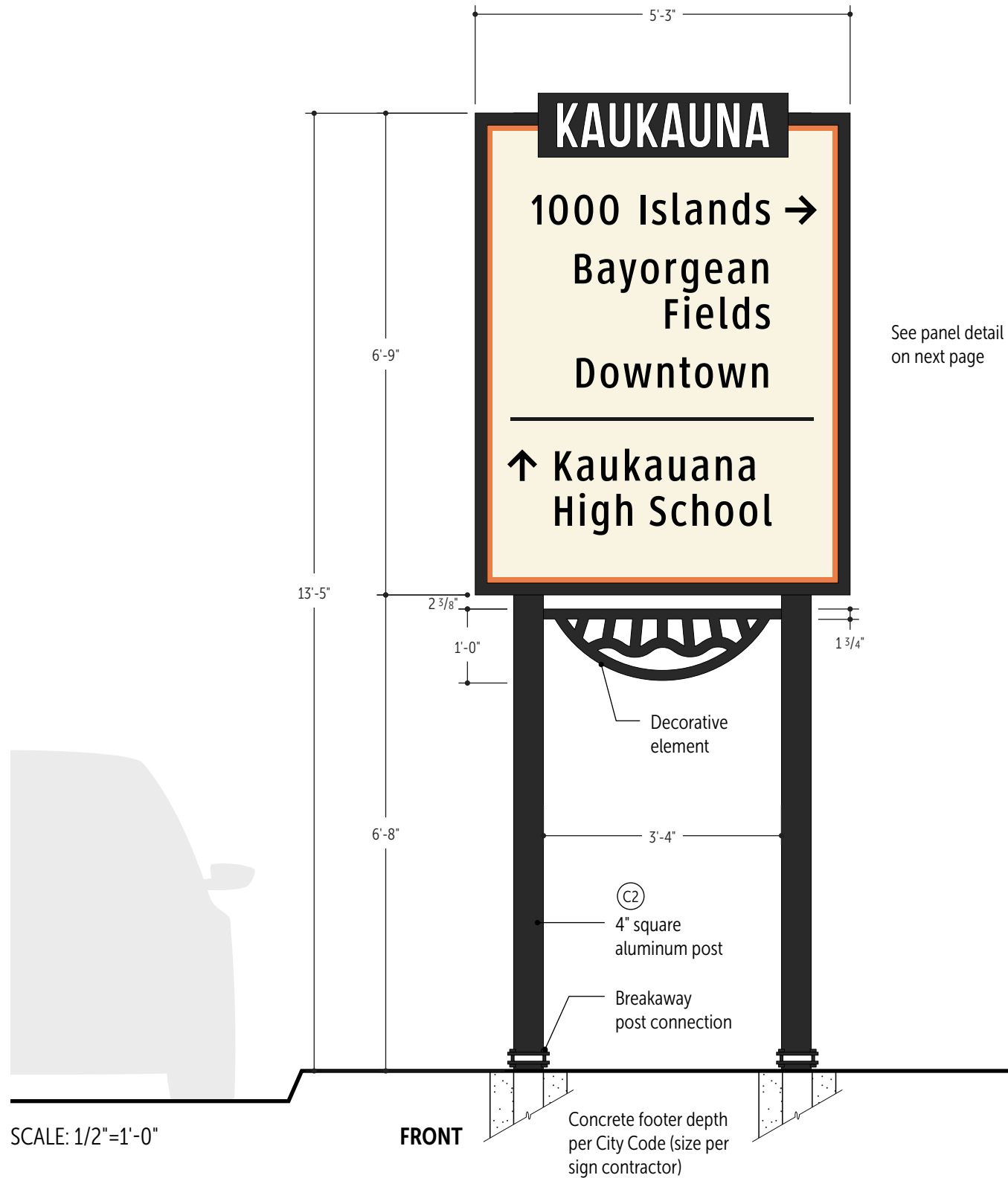
Sign Drawings
A3 City Gateway – Small

4

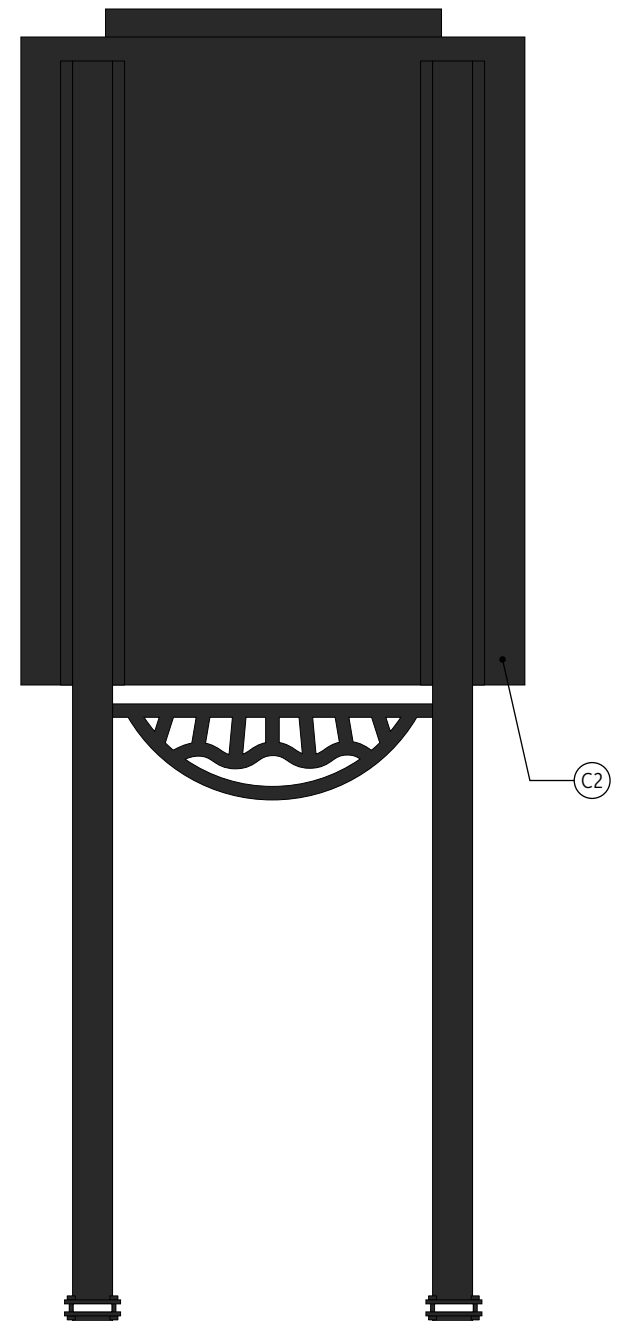
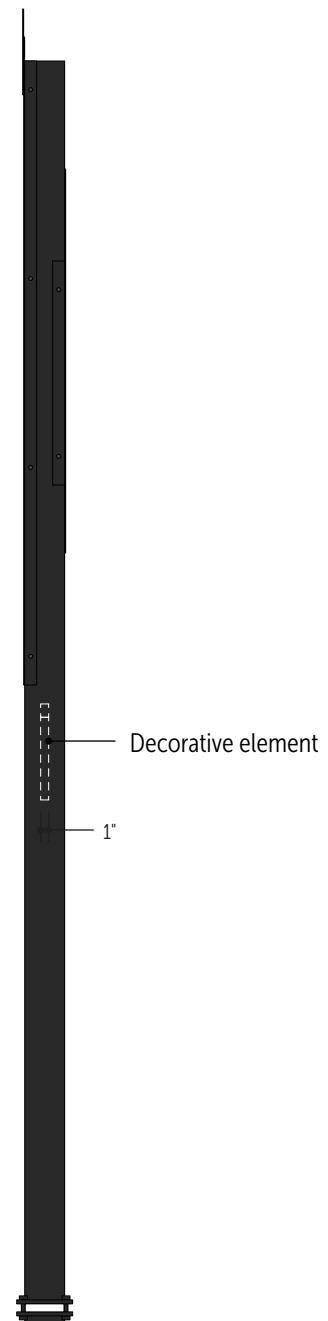
See sign B3 for similar construction



- GENERAL NOTES**
1. Sign contractor shall be responsible for design and engineering of supports, anchors and miscellaneous steel or metal required for installation.
 2. The sign contractor's structural engineer shall be licensed in the state the signs are being installed and certify all connections and support details.
 3. Isolate dissimilar materials as required.
 4. Field dimensions shall be taken by the sign contractor prior to preparation of shop drawings and fabrication where possible. It is the responsibility of the sign contractor to site verify all sign locations for accuracy, fit, and potential obstacles. Sign contractor shall notify appropriate person(s) of any issues, discrepancies and potential obstacles per the attached Performance Specifications, contract or specified communication process.
 5. It is the responsibility of the sign contractor to contact the local "Call Before You Dig" and verify locations of underground utilities.
 6. Sign contractor must obtain all permits and field inspection approvals necessary to complete work per City requirements. All sign locations need to be located and staked by sign contractor and approved by city prior to installation.
 7. Masonry dimensions are approximate; sign contractor to verify and adjust as needed. Final dimensions must appear on shop drawings for review and approval.
 8. Sign contractor must clean and seal masonry to prevent moisture, discoloration and other defects due to weather and environmental conditions.
 9. Sign contractor must submit brick, stone, and mortar samples for review and approval.
 10. Sign contractor shall follow any additional requirements presented in the attached Performance Specifications and Design Intent Documents.



See panel detail
on next page



GENERAL NOTES

1. Sign contractor shall be responsible for design and engineering of supports, anchors and miscellaneous steel or metal required for installation.
2. The sign contractor's structural engineer shall be licensed in the state the signs are being installed and certify all connections and support details.
3. Isolate dissimilar materials as required.
4. Field dimensions shall be taken by the sign contractor prior to preparation of shop drawings and fabrication where possible. It is the responsibility of the sign contractor to site verify all sign locations for accuracy, fit, and potential obstacles. Sign contractor shall notify appropriate person(s) of any issues, discrepancies and potential obstacles per the attached Performance Specifications, contract or specified communication process.
5. It is the responsibility of the sign contractor to contact the local "Call Before You Dig" and verify locations of underground utilities.
6. Sign contractor must obtain all permits and field inspection approvals necessary to complete work per City requirements. All sign locations need to be located and staked by sign contractor and approved by city prior to installation.
7. Masonry dimensions are approximate; sign contractor to verify and adjust as needed. Final dimensions must appear on shop drawings for review and approval.
8. Sign contractor must clean and seal masonry to prevent moisture, discoloration and other defects due to weather and environmental conditions.
9. Sign contractor must submit brick, stone, and mortar samples for review and approval.
10. Sign contractor shall follow any additional requirements presented in the attached Performance Specifications and Design Intent Documents.

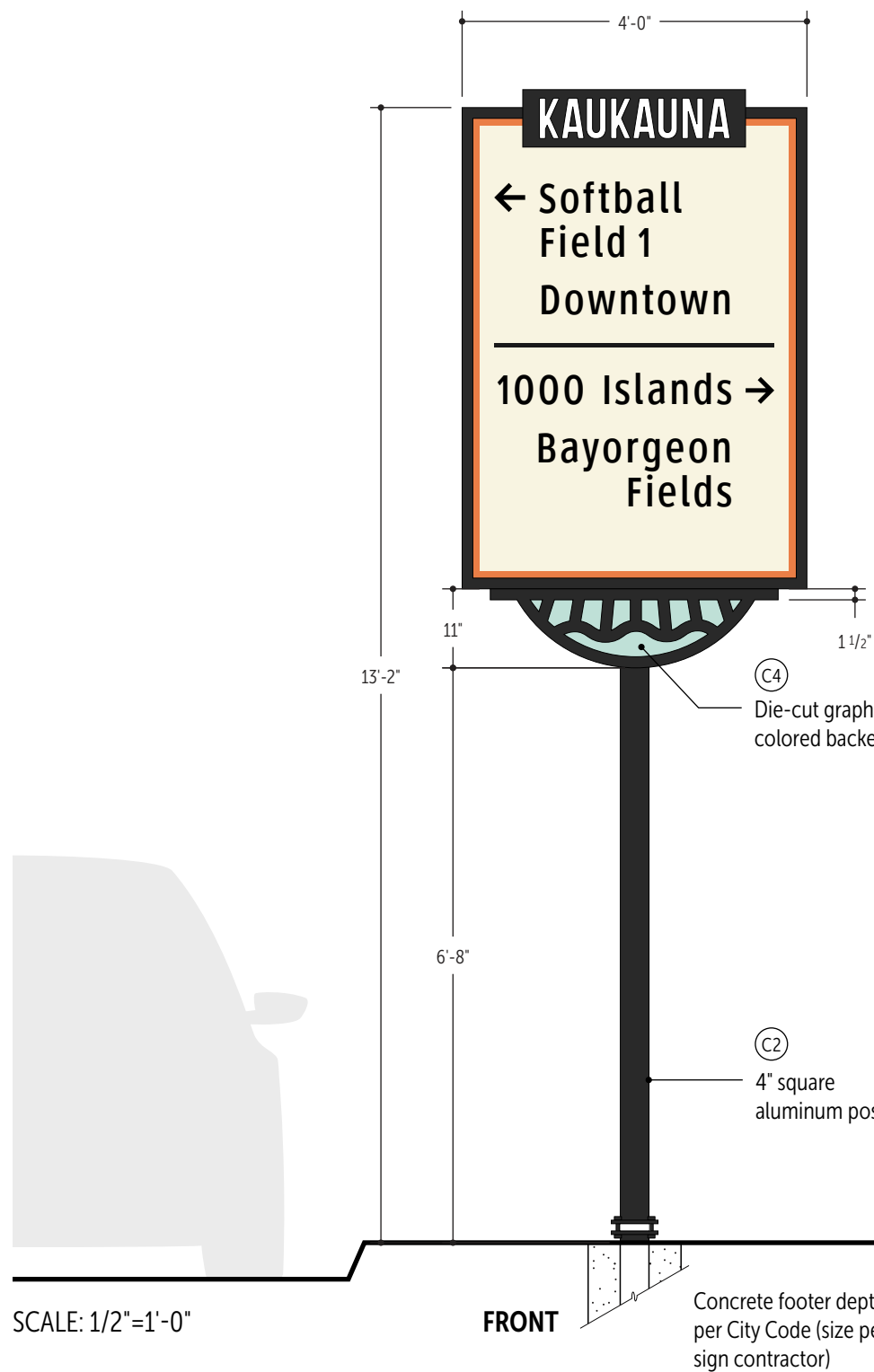
SCALE: 1/2"=1'-0"

FRONT

SIDE

BACK

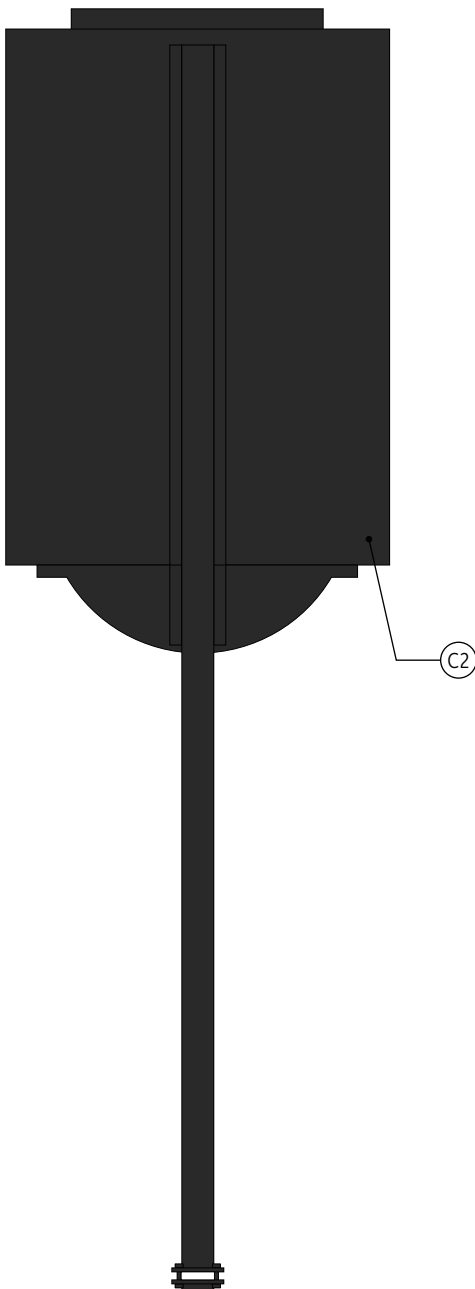
DATE 07.20.2021	CONTACT	PROJECT KAU1677	PHASE 2	REVISION 1	NOT FOR CONSTRUCTION These drawings and notes are for the sole purpose of expressing visual design intent and are not intended for actual fabrication purposes. Sign Contractor accepts total responsibility for final material selection, fabrication and installation methods. Electronic files are not construction documents and cannot be relied upon as identical to construction documents because of changes or errors induced by translation, transmission, or alterations while under the control of others. Use of information contained in the electronic files is at the user's sole risk and without liability to Design Professional and its consultants. Refer to provided performance specifications for details on designer expectations of Fabricator and fabrication process. Copyright © Guide Studio, Inc. All rights reserved.	SHEET
Guide 13110 Shaker Square, Suite 101 Cleveland, Ohio 44120 guidestudio.com	PM K Fromet DESIGN J Wilhelm	City of Kaukauna Wayfinding Program	Sign Drawings B1 Vehicular Directional – Large			6



See panel detail on next page



SIDE




BACK

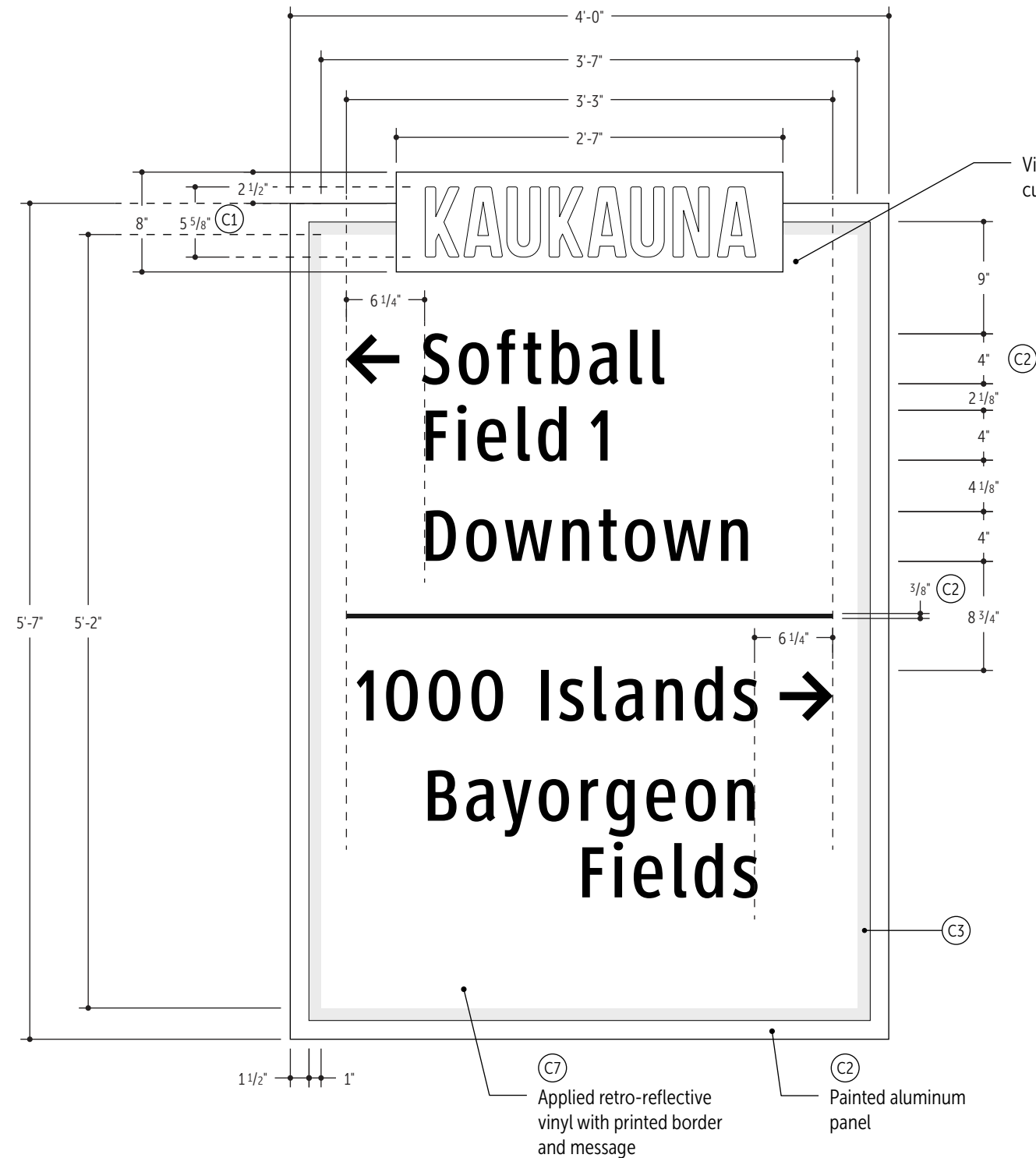


GENERAL NOTES

1. Sign contractor shall be responsible for design and engineering of supports, anchors and miscellaneous steel or metal required for installation.
2. The sign contractor's structural engineer shall be licensed in the state the signs are being installed and certify all connections and support details.
3. Isolate dissimilar materials as required.
4. Field dimensions shall be taken by the sign contractor prior to preparation of shop drawings and fabrication where possible. It is the responsibility of the sign contractor to site verify all sign locations for accuracy, fit, and potential obstacles. Sign contractor shall notify appropriate person(s) of any issues, discrepancies and potential obstacles per the attached Performance Specifications, contract or specified communication process.
5. It is the responsibility of the sign contractor to contact the local "Call Before You Dig" and verify locations of underground utilities.
6. Sign contractor must obtain all permits and field inspection approvals necessary to complete work per City requirements. All sign locations need to be located and staked by sign contractor and approved by city prior to installation.
7. Masonry dimensions are approximate; sign contractor to verify and adjust as needed. Final dimensions must appear on shop drawings for review and approval.
8. Sign contractor must clean and seal masonry to prevent moisture, discoloration and other defects due to weather and environmental conditions.
9. Sign contractor must submit brick, stone, and mortar samples for review and approval.
10. Sign contractor shall follow any additional requirements presented in the attached Performance Specifications and Design Intent Documents.

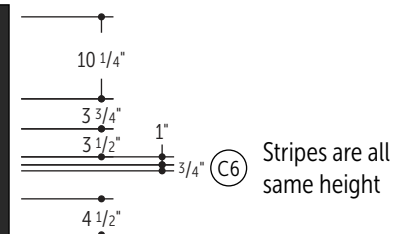


SIDE VIEW SECTION
SCALE: 1"=1'-0"



DETAIL
SCALE: 1"=1'-0"

Vinyl background to be cut around applied panel



NOTE: All dimensions are the same unless noted.

GENERAL NOTES

1. Sign contractor shall be responsible for design and engineering of supports, anchors and miscellaneous steel or metal required for installation.
2. The sign contractor's structural engineer shall be licensed in the state the signs are being installed and certify all connections and support details.
3. Isolate dissimilar materials as required.
4. Field dimensions shall be taken by the sign contractor prior to preparation of shop drawings and fabrication where possible. It is the responsibility of the sign contractor to site verify all sign locations for accuracy, fit, and potential obstacles. Sign contractor shall notify appropriate person(s) of any issues, discrepancies and potential obstacles per the attached Performance Specifications, contract or specified communication process.
5. It is the responsibility of the sign contractor to contact the local "Call Before You Dig" and verify locations of underground utilities.
6. Sign contractor must obtain all permits and field inspection approvals necessary to complete work per City requirements. All sign locations need to be located and staked by sign contractor and approved by city prior to installation.
7. Masonry dimensions are approximate; sign contractor to verify and adjust as needed. Final dimensions must appear on shop drawings for review and approval.
8. Sign contractor must clean and seal masonry to prevent moisture, discoloration and other defects due to weather and environmental conditions.
9. Sign contractor must submit brick, stone, and mortar samples for review and approval.
10. Sign contractor shall follow any additional requirements presented in the attached Performance Specifications and Design Intent Documents.

CUSTOM MESSAGE – 009-B2
SCALE: 1/2"=1'-0"

DATE 07.20.2021

CONTACT

PROJECT KAU1677

PHASE 2

REVISION 1

NOT FOR CONSTRUCTION

These drawings and notes are for the sole purpose of expressing visual design intent and are not intended for actual fabrication purposes. Sign Contractor accepts total responsibility for final material selection, fabrication and installation methods. Electronic files are not construction documents and cannot be relied upon as identical to construction documents because of changes or errors induced by translation, transmission, or alterations while under the control of others. Use of information contained in the electronic files is at the user's sole risk and without liability to Design Professional and its consultants. Refer to provided performance specifications for details on designer expectations of Fabricator and fabrication process. Copyright © Guide Studio, Inc. All rights reserved.

SHEET

Guide

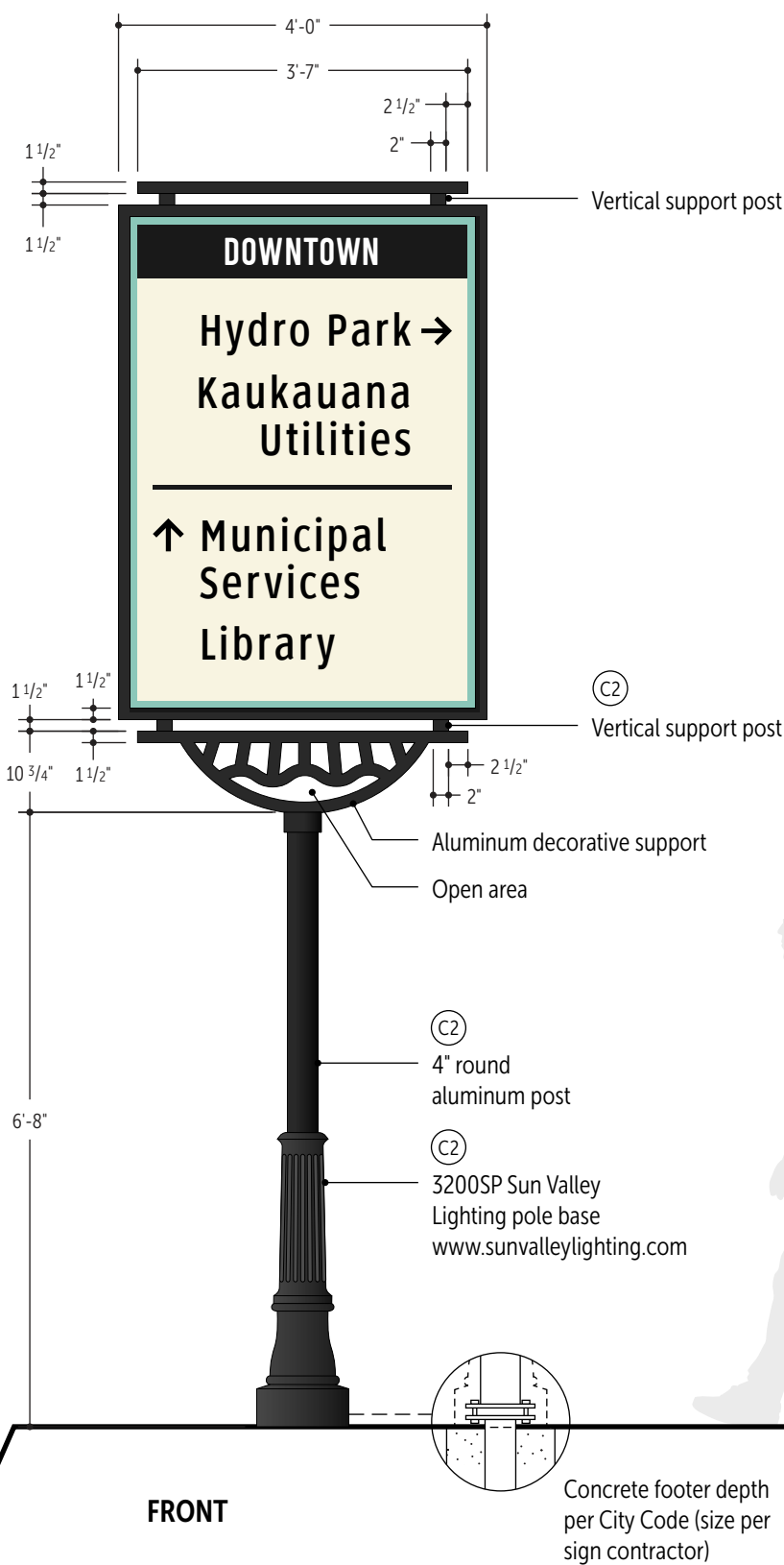
13110 Shaker Square, Suite 101
Cleveland, Ohio 44120
guidestudio.com

PM K Fromet
DESIGN J Wilhelm

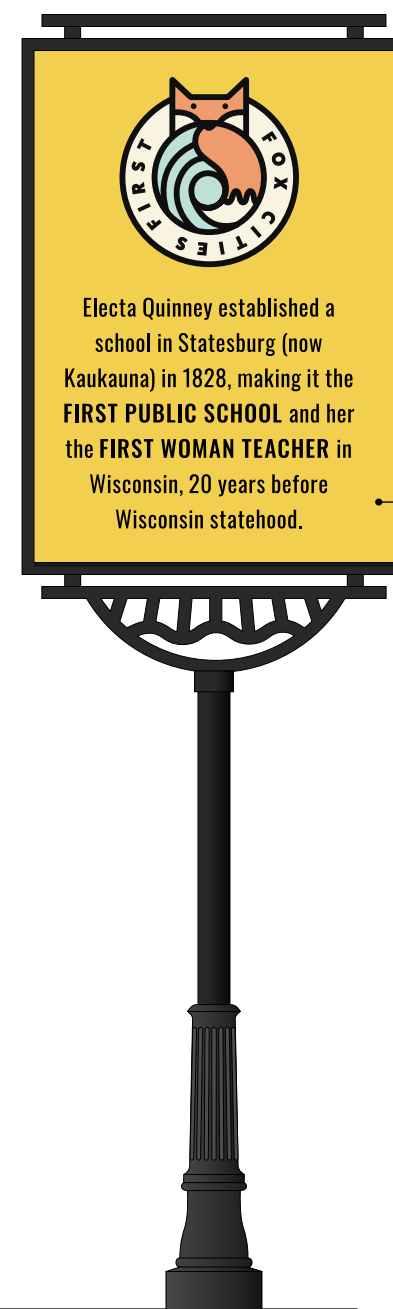
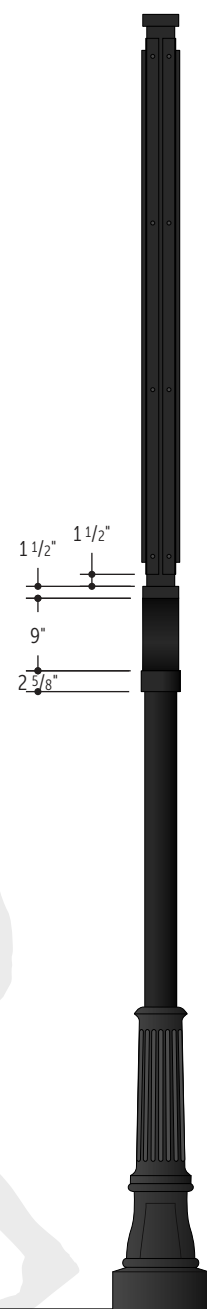
City of Kaukauna
Wayfinding Program

Sign Drawings
B2 Vehicular Directional – Small

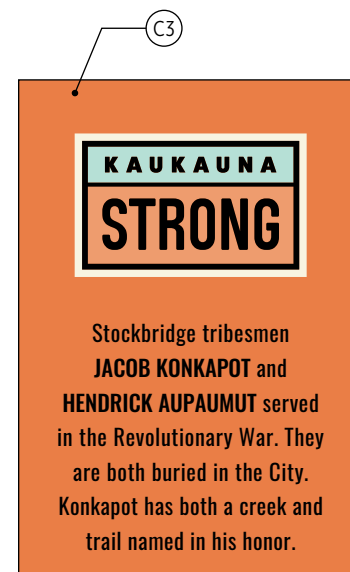

9



See side view section detail on next page



C5
Raised printed graphic panel (FPO)
Final artwork to be provided by Designer



EXAMPLES OF ADDITIONAL BACK GRAPHICS FOR REFERENCE ONLY

- GENERAL NOTES**
1. Sign contractor shall be responsible for design and engineering of supports, anchors and miscellaneous steel or metal required for installation.
 2. The sign contractor's structural engineer shall be licensed in the state the signs are being installed and certify all connections and support details.
 3. Isolate dissimilar materials as required.
 4. Field dimensions shall be taken by the sign contractor prior to preparation of shop drawings and fabrication where possible. It is the responsibility of the sign contractor to site verify all sign locations for accuracy, fit, and potential obstacles. Sign contractor shall notify appropriate person(s) of any issues, discrepancies and potential obstacles per the attached Performance Specifications, contract or specified communication process.
 5. It is the responsibility of the sign contractor to contact the local "Call Before You Dig" and verify locations of underground utilities.
 6. Sign contractor must obtain all permits and field inspection approvals necessary to complete work per City requirements. All sign locations need to be located and staked by sign contractor and approved by city prior to installation.
 7. Masonry dimensions are approximate; sign contractor to verify and adjust as needed. Final dimensions must appear on shop drawings for review and approval.
 8. Sign contractor must clean and seal masonry to prevent moisture, discoloration and other defects due to weather and environmental conditions.
 9. Sign contractor must submit brick, stone, and mortar samples for review and approval.
 10. Sign contractor shall follow any additional requirements presented in the attached Performance Specifications and Design Intent Documents.

SCALE: 1/2"=1'-0"

FRONT

SIDE

BACK

DATE 07.20.2021

CONTACT

PROJECT KAU1677

PHASE 2

REVISION 1

NOT FOR CONSTRUCTION

These drawings and notes are for the sole purpose of expressing visual design intent and are not intended for actual fabrication purposes. Sign Contractor accepts total responsibility for final material selection, fabrication and installation methods. Electronic files are not construction documents and cannot be relied upon as identical to construction documents because of changes or errors induced by translation, transmission, or alterations while under the control of others. Use of information contained in the electronic files is at the user's sole risk and without liability to Design Professional and its consultants. Refer to provided performance specifications for details on designer expectations of Fabricator and fabrication process. Copyright © Guide Studio, Inc. All rights reserved.

SHEET

Guide

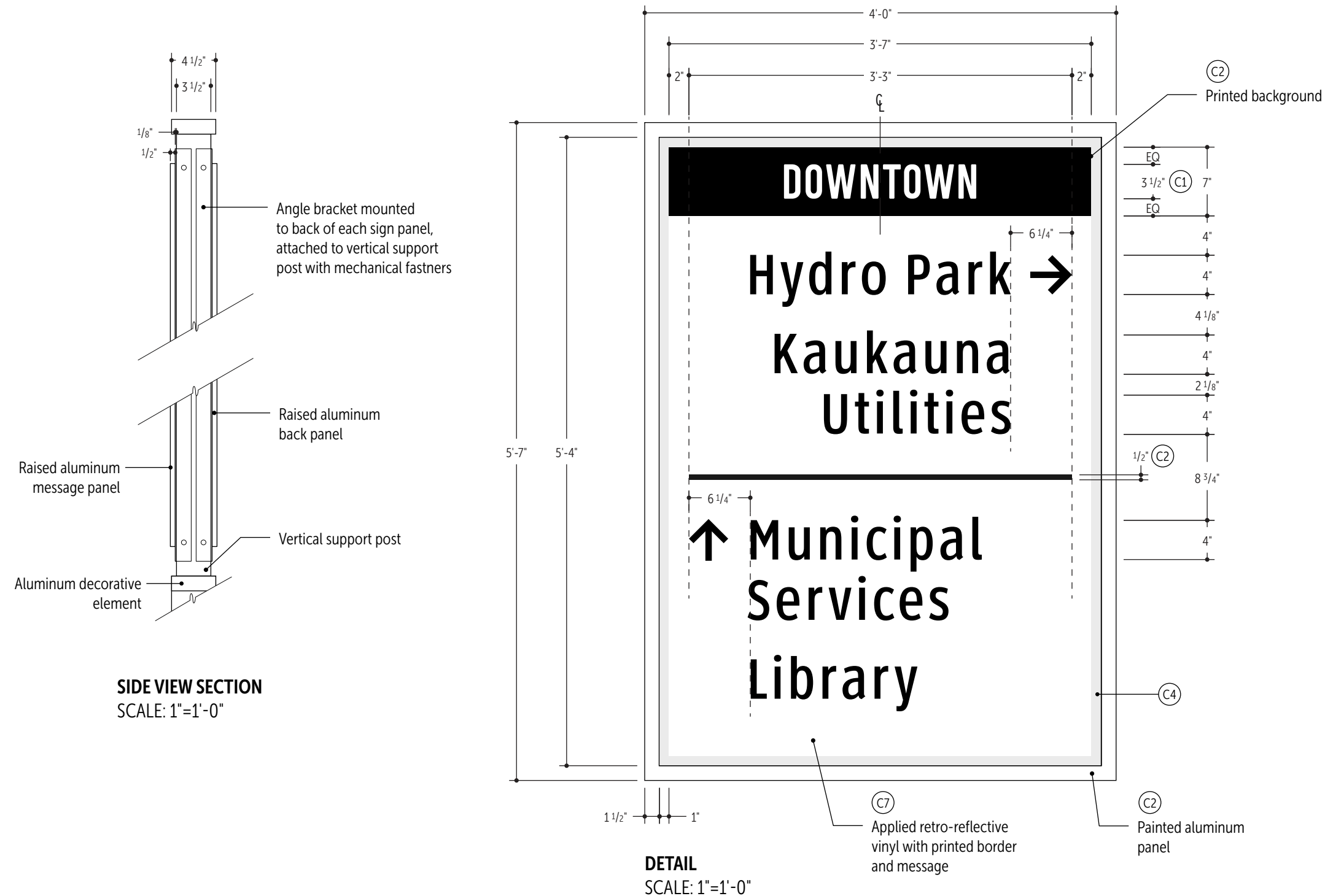
13110 Shaker Square, Suite 101
Cleveland, Ohio 44120
guidestudio.com

PM K Fromet
DESIGN J Wilhelm

City of Kaukauna
Wayfinding Program

Sign Drawings
B3 Vehicular Directional – Downtown

10



GENERAL NOTES

1. Sign contractor shall be responsible for design and engineering of supports, anchors and miscellaneous steel or metal required for installation.
2. The sign contractor's structural engineer shall be licensed in the state the signs are being installed and certify all connections and support details.
3. Isolate dissimilar materials as required.
4. Field dimensions shall be taken by the sign contractor prior to preparation of shop drawings and fabrication where possible. It is the responsibility of the sign contractor to site verify all sign locations for accuracy, fit, and potential obstacles. Sign contractor shall notify appropriate person(s) of any issues, discrepancies and potential obstacles per the attached Performance Specifications, contract or specified communication process.
5. It is the responsibility of the sign contractor to contact the local "Call Before You Dig" and verify locations of underground utilities.
6. Sign contractor must obtain all permits and field inspection approvals necessary to complete work per City requirements. All sign locations need to be located and staked by sign contractor and approved by city prior to installation.
7. Masonry dimensions are approximate; sign contractor to verify and adjust as needed. Final dimensions must appear on shop drawings for review and approval.
8. Sign contractor must clean and seal masonry to prevent moisture, discoloration and other defects due to weather and environmental conditions.
9. Sign contractor must submit brick, stone, and mortar samples for review and approval.
10. Sign contractor shall follow any additional requirements presented in the attached Performance Specifications and Design Intent Documents.

NOT FOR CONSTRUCTION

NOT FOR CONSTRUCTION
These drawings and notes are for the sole purpose of expressing visual design intent and are not intended for actual fabrication purposes. Sign Construction accepts total responsibility for final material selection, fabrication and installation methods. Electronic files are not construction documents and cannot be relied upon as identical to construction documents because of changes or errors induced by translation, transmission, or alterations while under the control of others. Use of information contained in the electronic files is at the user's sole risk and without liability to Design Professional and its consultants. Refer to provided performance specifications for details on designer expectations of Fabricator and fabrication process.
Copyright © Guide Studio, Inc. All rights reserved.

SHEET

11

DATE 07.20.2021

Guide

13110 Shaker Square, Suite 101
Cleveland, Ohio 44120
quidestudio.com

CONTACT

PM K Fromet
DESIGN J Wilhelm

PROJECT KAU1677

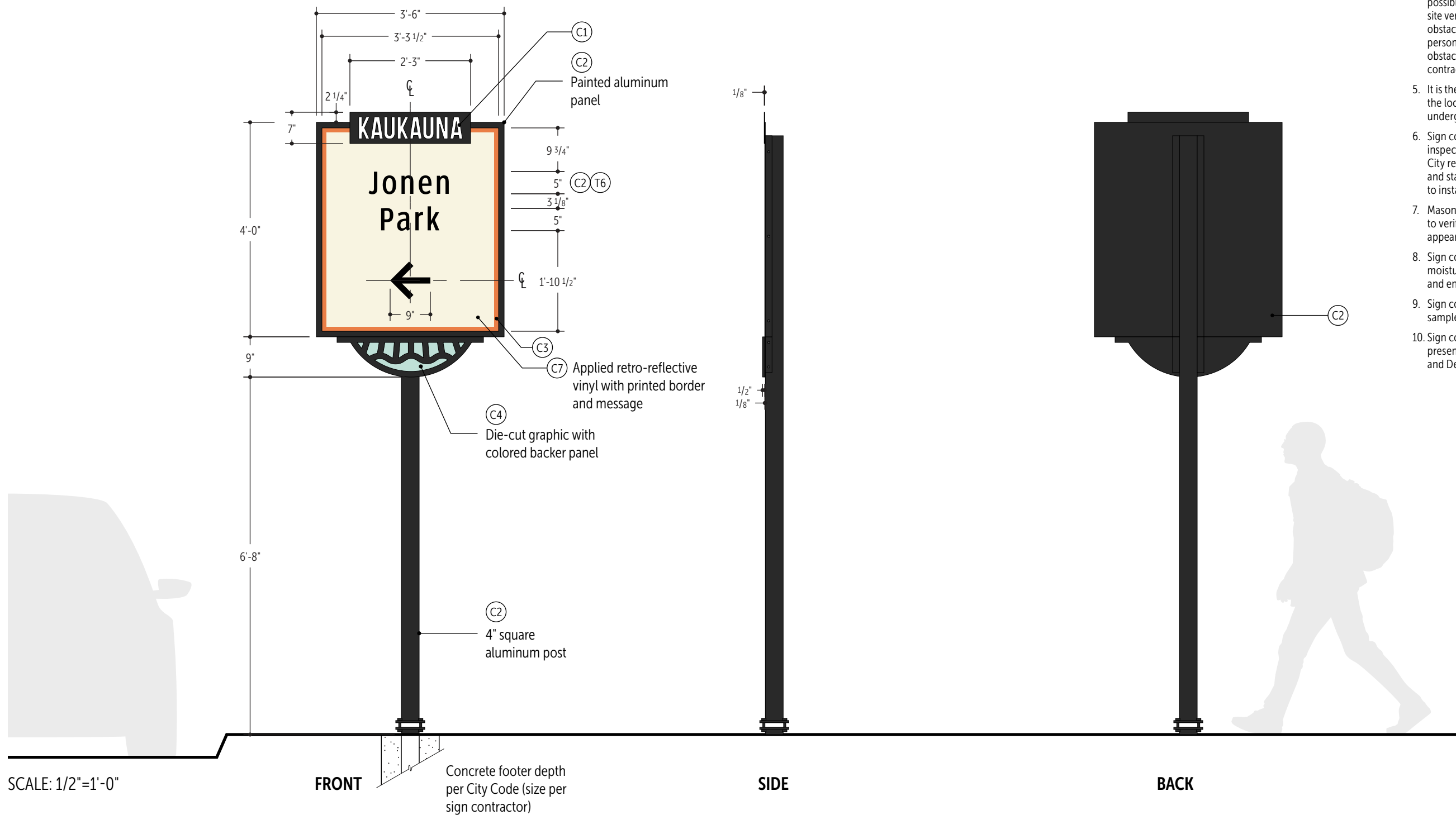
City of Kaukauna
Wayfinding Program

PHASE 2

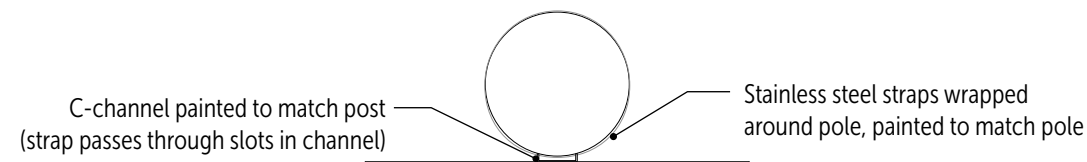
Sign Drawings

B3 Vehicular Directional – Downtown

REVISION 1



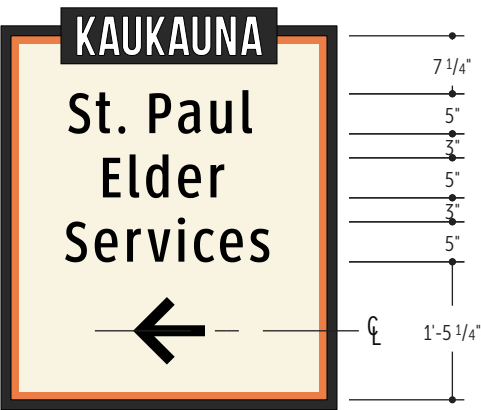
- GENERAL NOTES**
1. Sign contractor shall be responsible for design and engineering of supports, anchors and miscellaneous steel or metal required for installation.
 2. The sign contractor's structural engineer shall be licensed in the state the signs are being installed and certify all connections and support details.
 3. Isolate dissimilar materials as required.
 4. Field dimensions shall be taken by the sign contractor prior to preparation of shop drawings and fabrication where possible. It is the responsibility of the sign contractor to site verify all sign locations for accuracy, fit, and potential obstacles. Sign contractor shall notify appropriate person(s) of any issues, discrepancies and potential obstacles per the attached Performance Specifications, contract or specified communication process.
 5. It is the responsibility of the sign contractor to contact the local "Call Before You Dig" and verify locations of underground utilities.
 6. Sign contractor must obtain all permits and field inspection approvals necessary to complete work per City requirements. All sign locations need to be located and staked by sign contractor and approved by city prior to installation.
 7. Masonry dimensions are approximate; sign contractor to verify and adjust as needed. Final dimensions must appear on shop drawings for review and approval.
 8. Sign contractor must clean and seal masonry to prevent moisture, discoloration and other defects due to weather and environmental conditions.
 9. Sign contractor must submit brick, stone, and mortar samples for review and approval.
 10. Sign contractor shall follow any additional requirements presented in the attached Performance Specifications and Design Intent Documents.



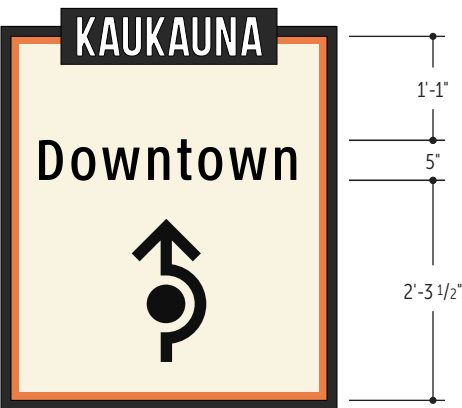
MOUNTING DETAIL (TOP VIEW)



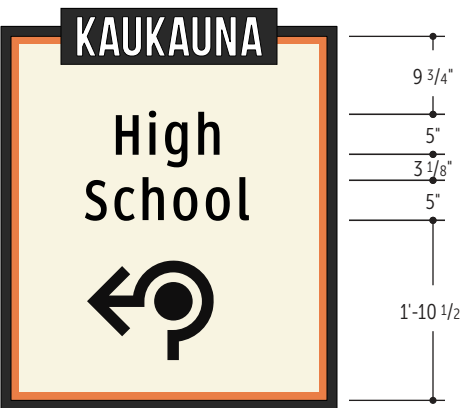
EXISTING UTILITY POLE MOUNTED



3-LINE MESSAGE

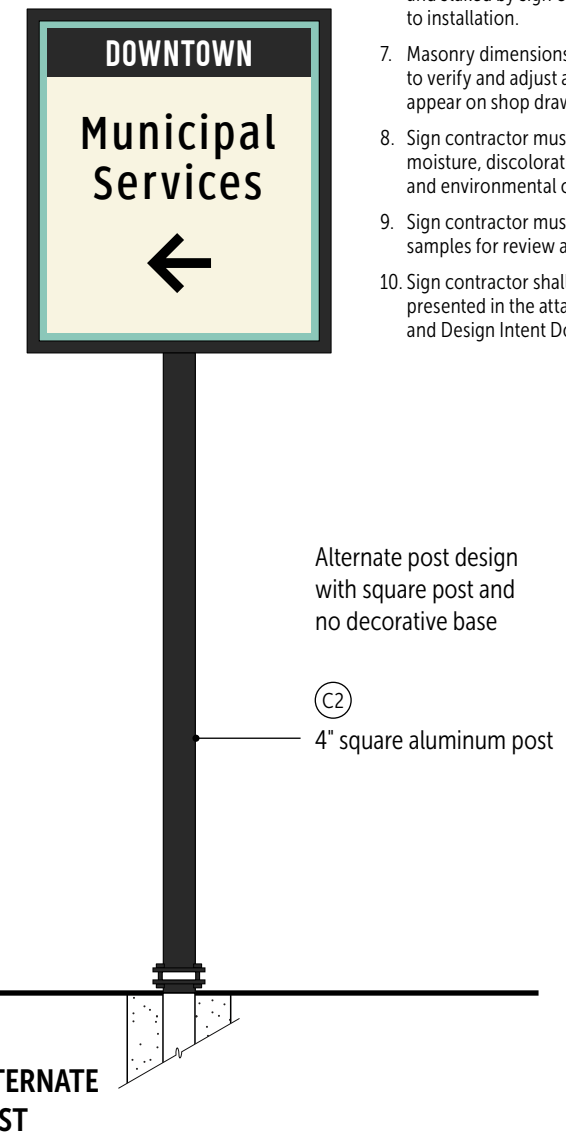
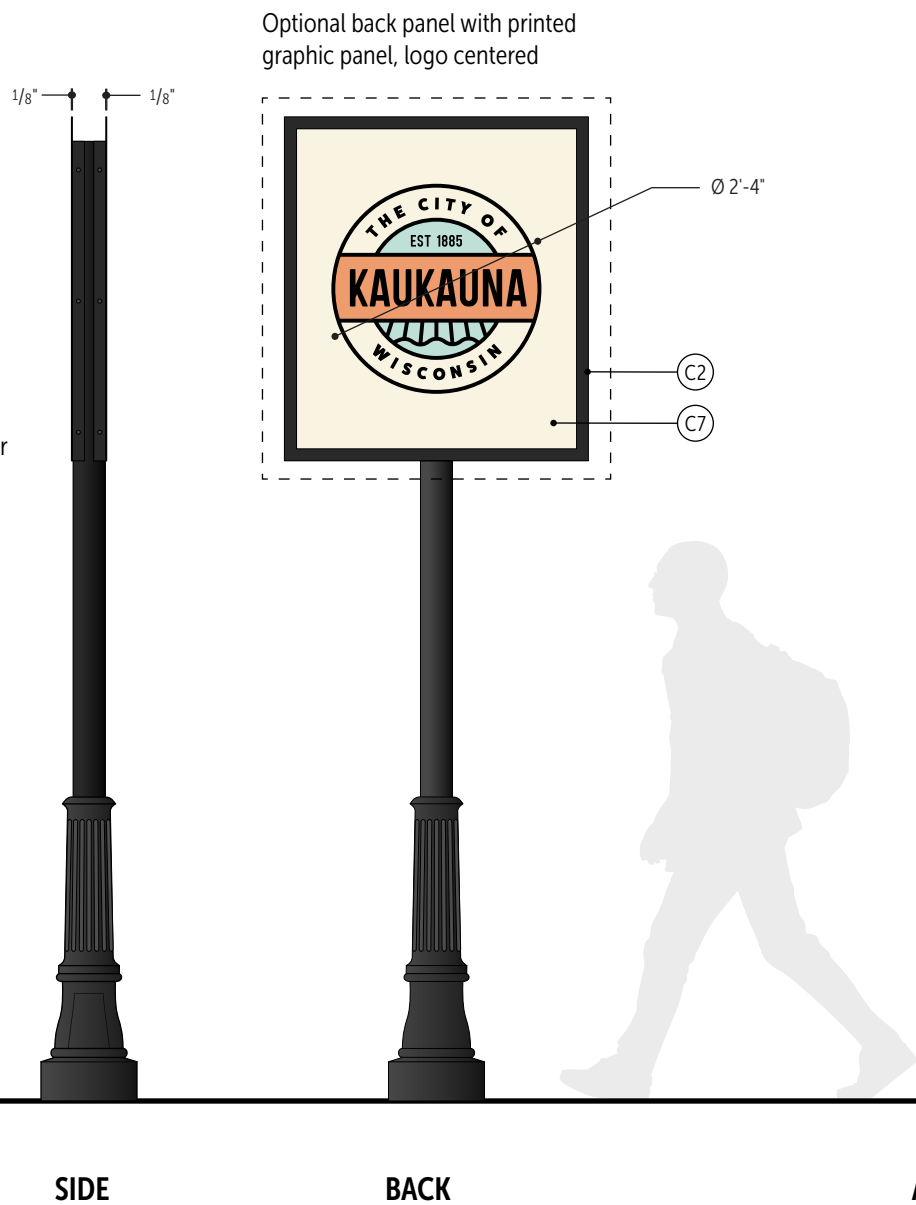
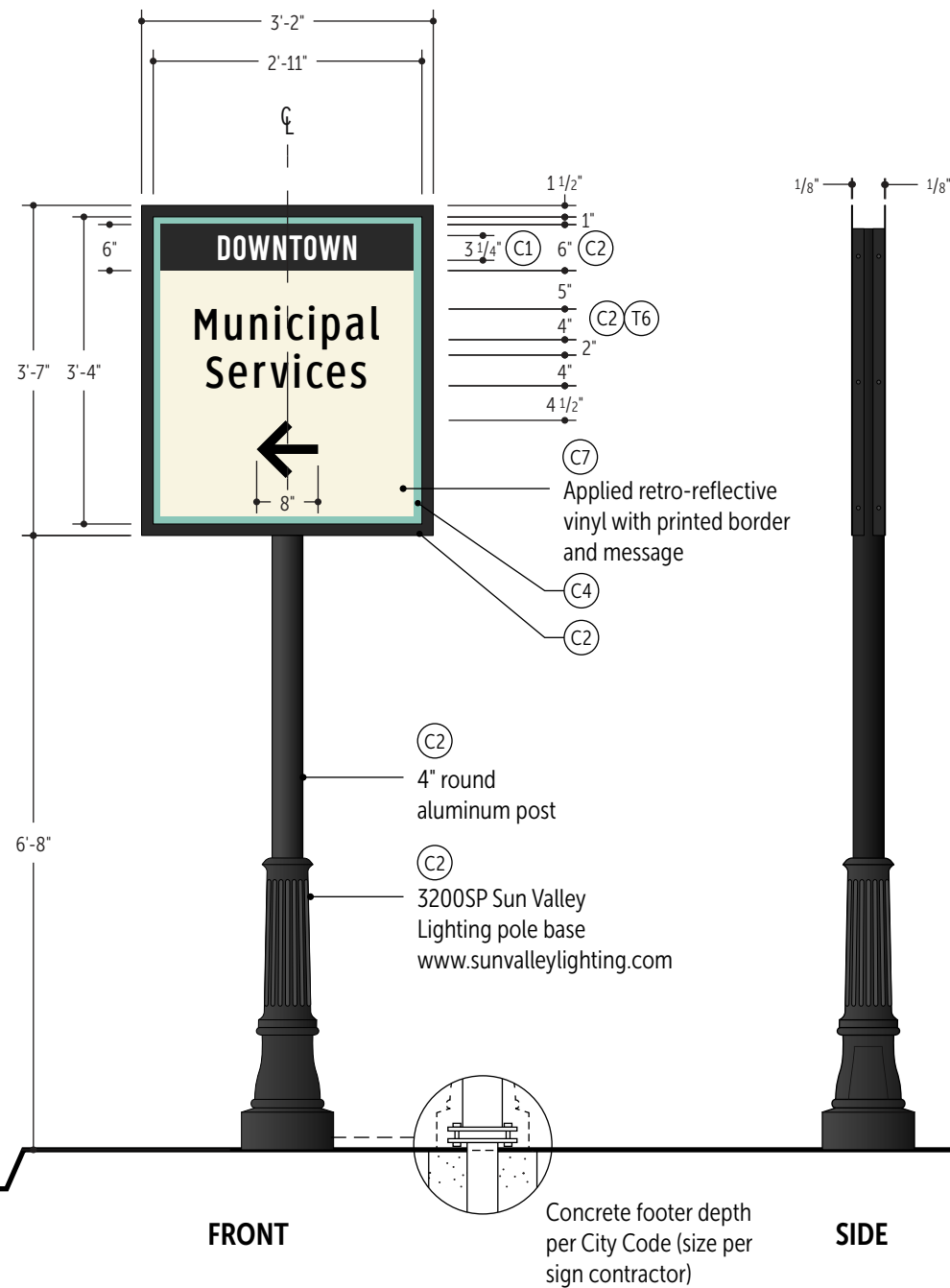
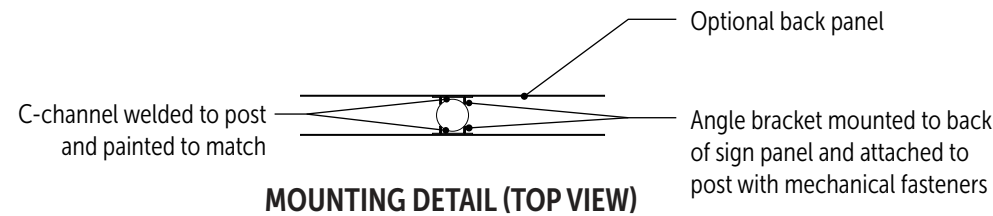


ROUNABOUT MESSAGES



GENERAL NOTES

1. Sign contractor shall be responsible for design and engineering of supports, anchors and miscellaneous steel or metal required for installation.
2. The sign contractor's structural engineer shall be licensed in the state the signs are being installed and certify all connections and support details.
3. Isolate dissimilar materials as required.
4. Field dimensions shall be taken by the sign contractor prior to preparation of shop drawings and fabrication where possible. It is the responsibility of the sign contractor to site verify all sign locations for accuracy, fit, and potential obstacles. Sign contractor shall notify appropriate person(s) of any issues, discrepancies and potential obstacles per the attached Performance Specifications, contract or specified communication process.
5. It is the responsibility of the sign contractor to contact the local "Call Before You Dig" and verify locations of underground utilities.
6. Sign contractor must obtain all permits and field inspection approvals necessary to complete work per City requirements. All sign locations need to be located and staked by sign contractor and approved by city prior to installation.
7. Masonry dimensions are approximate; sign contractor to verify and adjust as needed. Final dimensions must appear on shop drawings for review and approval.
8. Sign contractor must clean and seal masonry to prevent moisture, discoloration and other defects due to weather and environmental conditions.
9. Sign contractor must submit brick, stone, and mortar samples for review and approval.
10. Sign contractor shall follow any additional requirements presented in the attached Performance Specifications and Design Intent Documents.



GENERAL NOTES

1. Sign contractor shall be responsible for design and engineering of supports, anchors and miscellaneous steel or metal required for installation.
2. The sign contractor's structural engineer shall be licensed in the state the signs are being installed and certify all connections and support details.
3. Isolate dissimilar materials as required.
4. Field dimensions shall be taken by the sign contractor prior to preparation of shop drawings and fabrication where possible. It is the responsibility of the sign contractor to site verify all sign locations for accuracy, fit, and potential obstacles. Sign contractor shall notify appropriate person(s) of any issues, discrepancies and potential obstacles per the attached Performance Specifications, contract or specified communication process.
5. It is the responsibility of the sign contractor to contact the local "Call Before You Dig" and verify locations of underground utilities.
6. Sign contractor must obtain all permits and field inspection approvals necessary to complete work per City requirements. All sign locations need to be located and staked by sign contractor and approved by city prior to installation.
7. Masonry dimensions are approximate; sign contractor to verify and adjust as needed. Final dimensions must appear on shop drawings for review and approval.
8. Sign contractor must clean and seal masonry to prevent moisture, discoloration and other defects due to weather and environmental conditions.
9. Sign contractor must submit brick, stone, and mortar samples for review and approval.
10. Sign contractor shall follow any additional requirements presented in the attached Performance Specifications and Design Intent Documents.

DATE 07.20.2021

CONTACT

PROJECT KAU1677

PHASE 2

REVISION 1

SHEET

Guide

13110 Shaker Square, Suite 101
Cleveland, Ohio 44120
guidestudio.com

PM K Fromet
DESIGN J Wilhelm

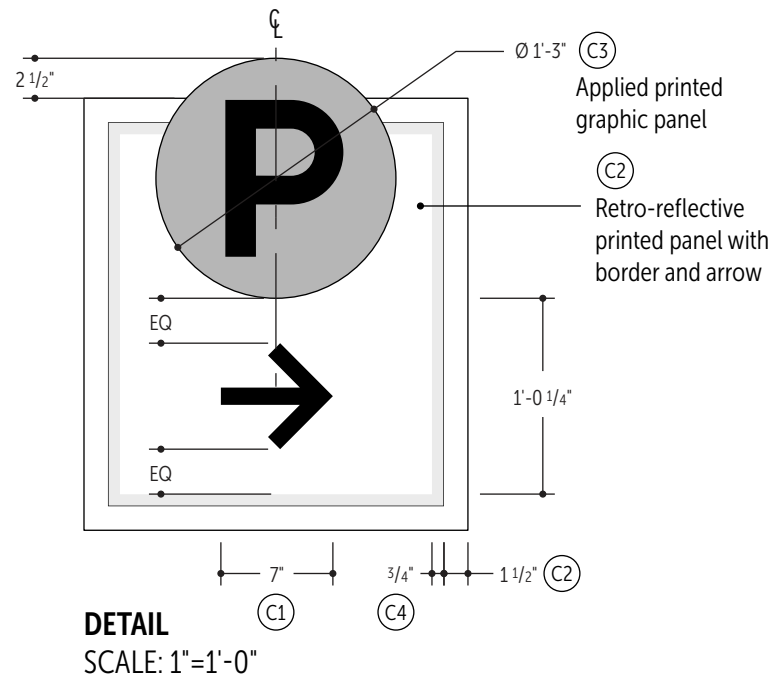
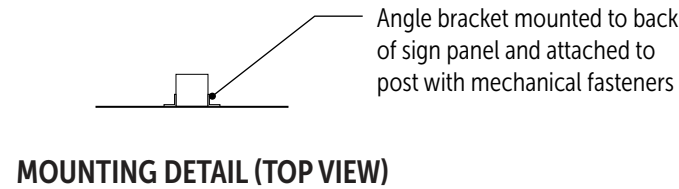
City of Kaukauna
Wayfinding Program

Sign Drawings
B5 Vehicular Trailblazer – Downtown


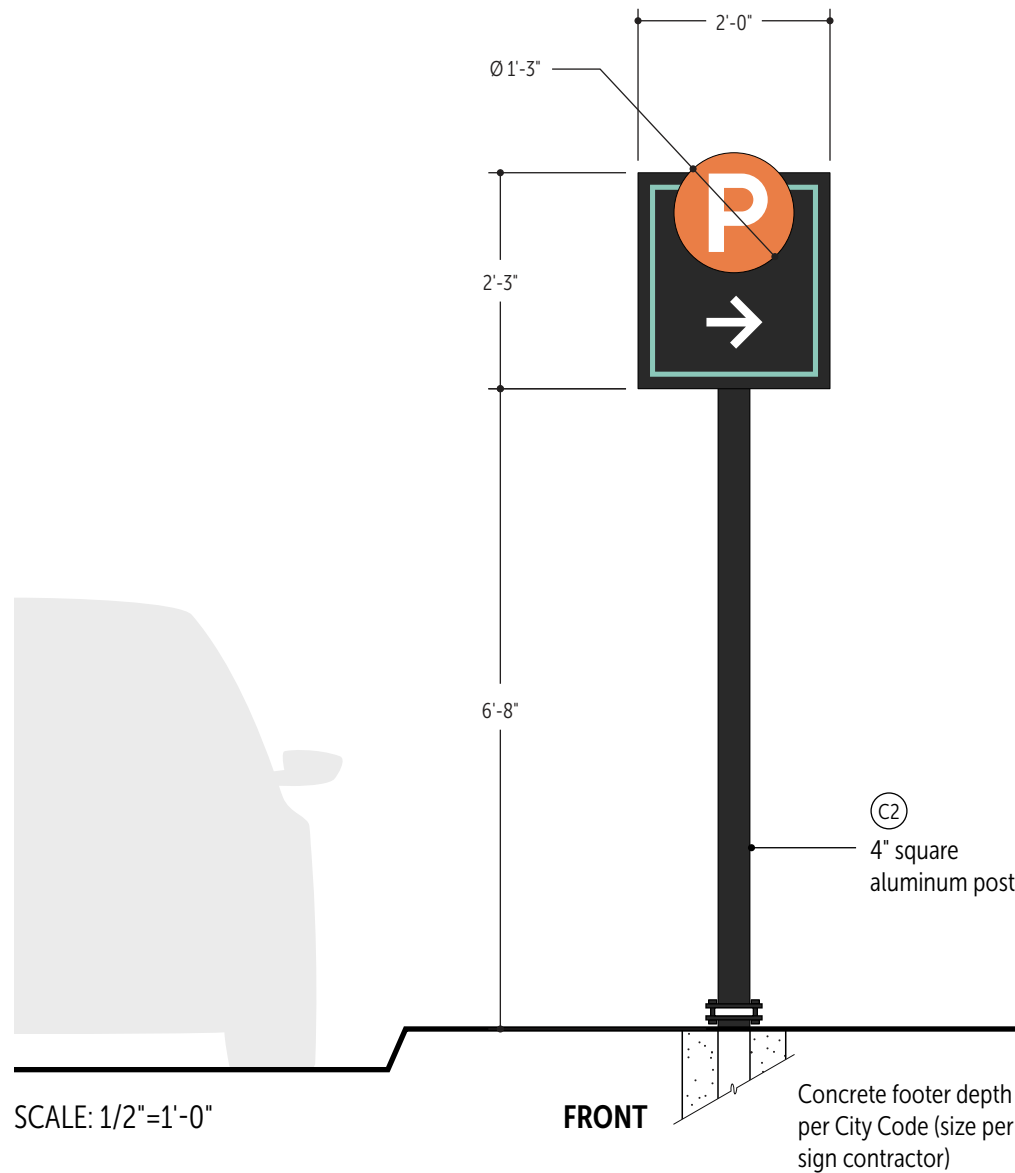
NOT FOR CONSTRUCTION

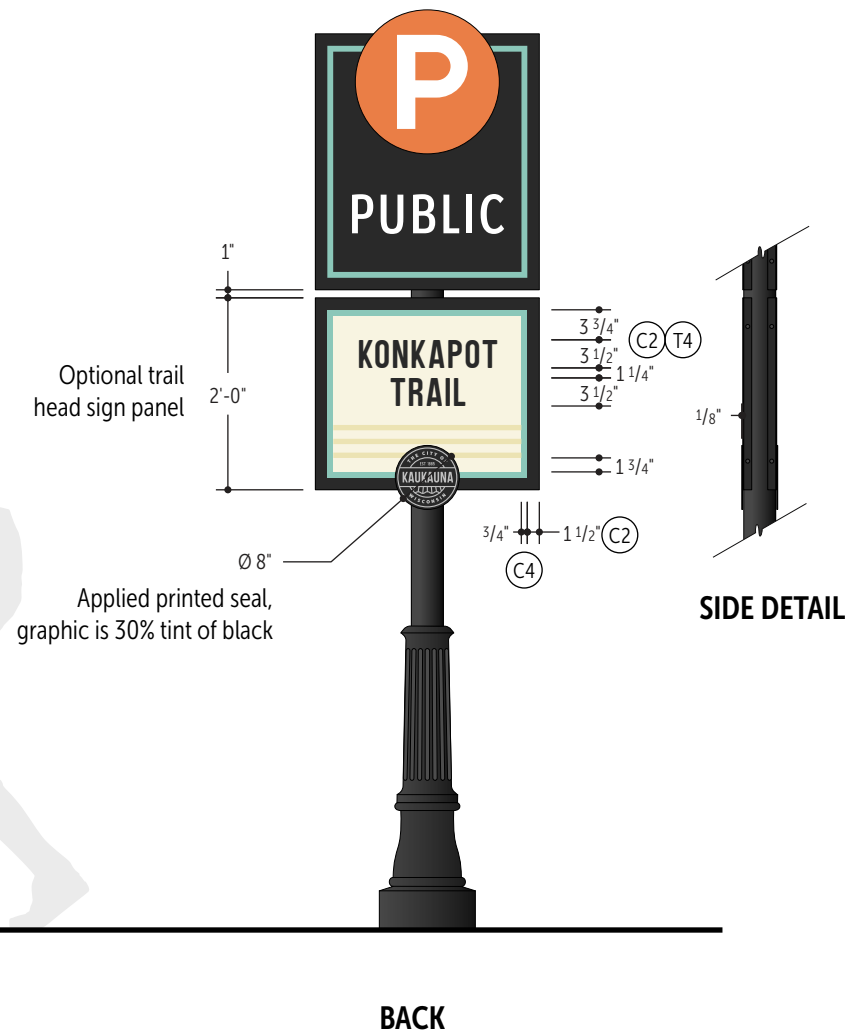

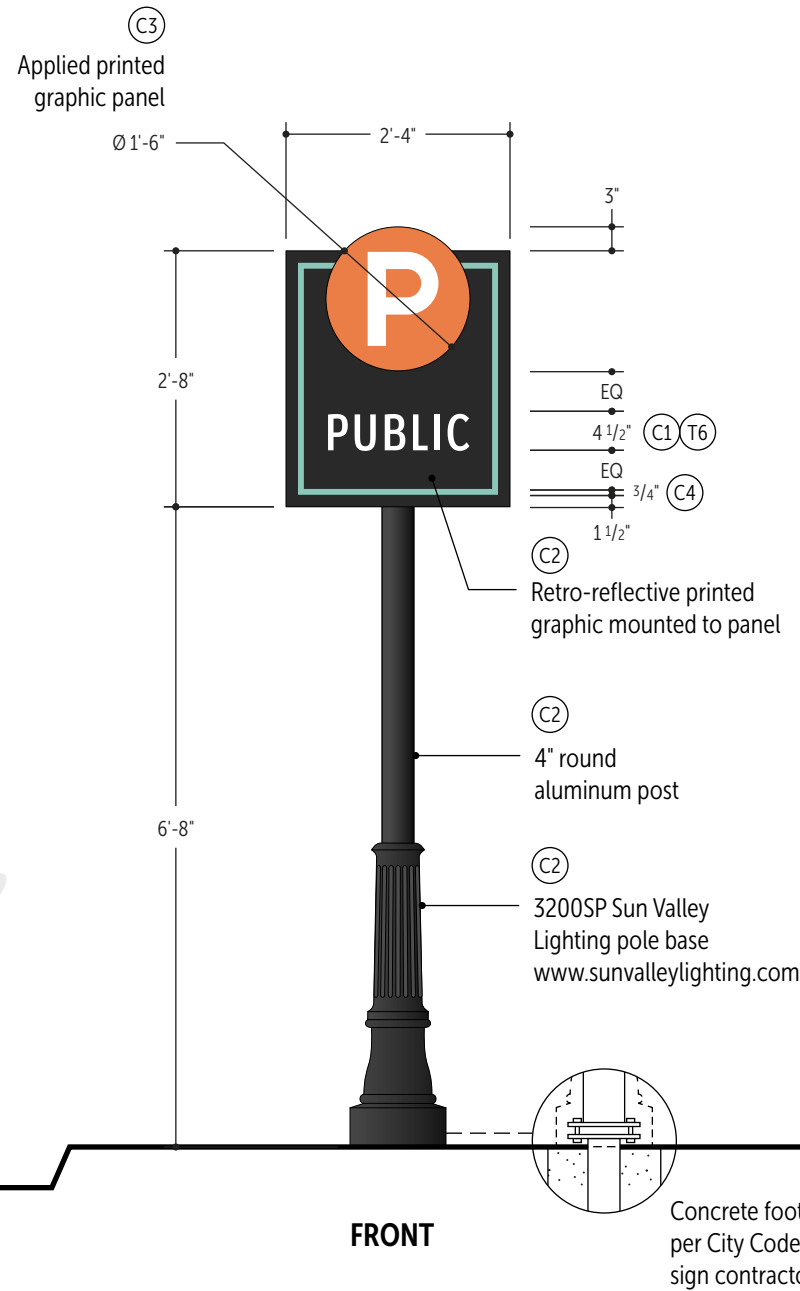
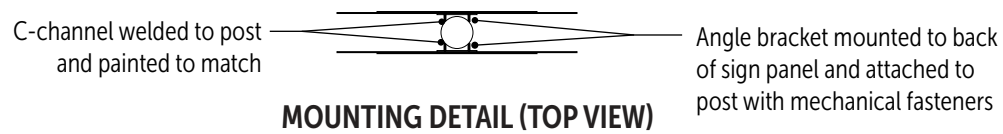
These drawings and notes are for the sole purpose of expressing visual design intent and are not intended for actual fabrication purposes. Sign Contractor accepts total responsibility for final material selection, fabrication and installation methods. Electronic files are not construction documents and cannot be relied upon as identical to construction documents because of changes or errors induced by translation, transmission, or alterations while under the control of others. Use of information contained in the electronic files is at the user's sole risk and without liability to Design Professional and its consultants. Refer to provided performance specifications for details on designer expectations of Fabricator and fabrication process.
Copyright © Guide Studio, Inc. All rights reserved.

14



- GENERAL NOTES**
1. Sign contractor shall be responsible for design and engineering of supports, anchors and miscellaneous steel or metal required for installation.
 2. The sign contractor's structural engineer shall be licensed in the state the signs are being installed and certify all connections and support details.
 3. Isolate dissimilar materials as required.
 4. Field dimensions shall be taken by the sign contractor prior to preparation of shop drawings and fabrication where possible. It is the responsibility of the sign contractor to site verify all sign locations for accuracy, fit, and potential obstacles. Sign contractor shall notify appropriate person(s) of any issues, discrepancies and potential obstacles per the attached Performance Specifications, contract or specified communication process.
 5. It is the responsibility of the sign contractor to contact the local "Call Before You Dig" and verify locations of underground utilities.
 6. Sign contractor must obtain all permits and field inspection approvals necessary to complete work per City requirements. All sign locations need to be located and staked by sign contractor and approved by city prior to installation.
 7. Masonry dimensions are approximate; sign contractor to verify and adjust as needed. Final dimensions must appear on shop drawings for review and approval.
 8. Sign contractor must clean and seal masonry to prevent moisture, discoloration and other defects due to weather and environmental conditions.
 9. Sign contractor must submit brick, stone, and mortar samples for review and approval.
 10. Sign contractor shall follow any additional requirements presented in the attached Performance Specifications and Design Intent Documents.





GENERAL NOTES

1. Sign contractor shall be responsible for design and engineering of supports, anchors and miscellaneous steel or metal required for installation.
2. The sign contractor's structural engineer shall be licensed in the state the signs are being installed and certify all connections and support details.
3. Isolate dissimilar materials as required.
4. Field dimensions shall be taken by the sign contractor prior to preparation of shop drawings and fabrication where possible. It is the responsibility of the sign contractor to site verify all sign locations for accuracy, fit, and potential obstacles. Sign contractor shall notify appropriate person(s) of any issues, discrepancies and potential obstacles per the attached Performance Specifications, contract or specified communication process.
5. It is the responsibility of the sign contractor to contact the local "Call Before You Dig" and verify locations of underground utilities.
6. Sign contractor must obtain all permits and field inspection approvals necessary to complete work per City requirements. All sign locations need to be located and staked by sign contractor and approved by city prior to installation.
7. Masonry dimensions are approximate; sign contractor to verify and adjust as needed. Final dimensions must appear on shop drawings for review and approval.
8. Sign contractor must clean and seal masonry to prevent moisture, discoloration and other defects due to weather and environmental conditions.
9. Sign contractor must submit brick, stone, and mortar samples for review and approval.
10. Sign contractor shall follow any additional requirements presented in the attached Performance Specifications and Design Intent Documents.

SCALE: 1/2"=1'-0"

DATE 07.20.2021

CONTACT

PROJECT KAU1677

PHASE 2

REVISION 1

NOT FOR CONSTRUCTION

These drawings and notes are for the sole purpose of expressing visual design intent and are not intended for actual fabrication purposes. Sign Contractor accepts total responsibility for final material selection, fabrication and installation methods. Electronic files are not construction documents and cannot be relied upon as identical to construction documents because of changes or errors induced by translation, transmission, or alterations while under the control of others. Use of information contained in the electronic files is at the user's sole risk and without liability to Design Professional and its consultants. Refer to provided performance specifications for details on designer expectations of Fabricator and fabrication process. Copyright © Guide Studio, Inc. All rights reserved.

SHEET

Guide

13110 Shaker Square, Suite 101
Cleveland, Ohio 44120
guidestudio.com

PM K Fromet
DESIGN J Wilhelm

City of Kaukauna
Wayfinding Program

Sign Drawings
C2 Parking Identification

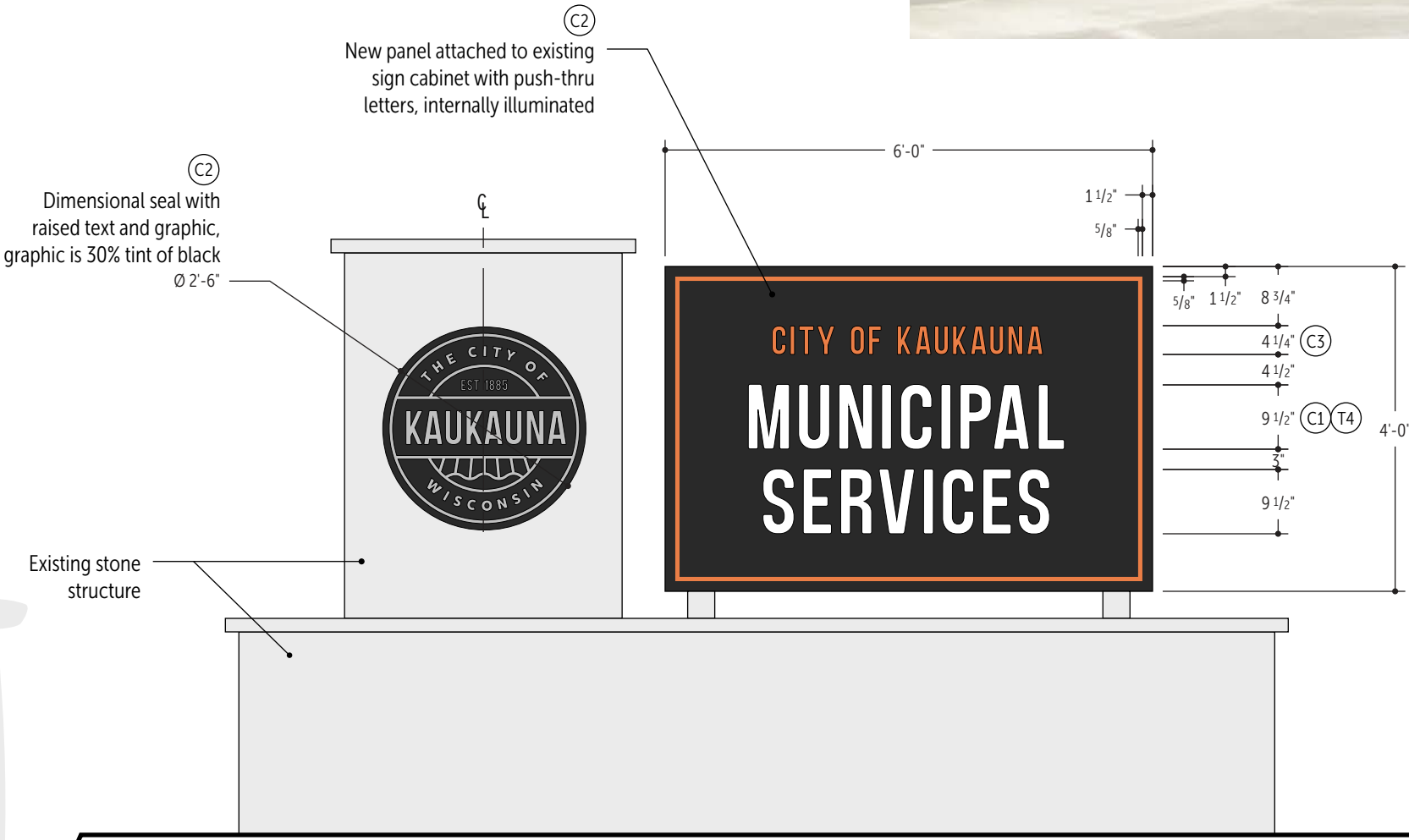
16

Addition of seal

New sign face, replaces current panel



Sign contractor to paint supports, sides, and back of sign to match sign face



Dimensional seal with raised text and graphic, graphic is 30% tint of black Ø 2'-6"

New panel attached to existing sign cabinet with push-thru letters, internally illuminated

Existing stone structure

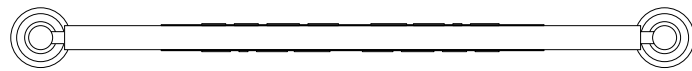
NOTE: Sign contractor to field verify existing sign construction and condition prior to shop drawings

SCALE: 1/2"=1'-0"

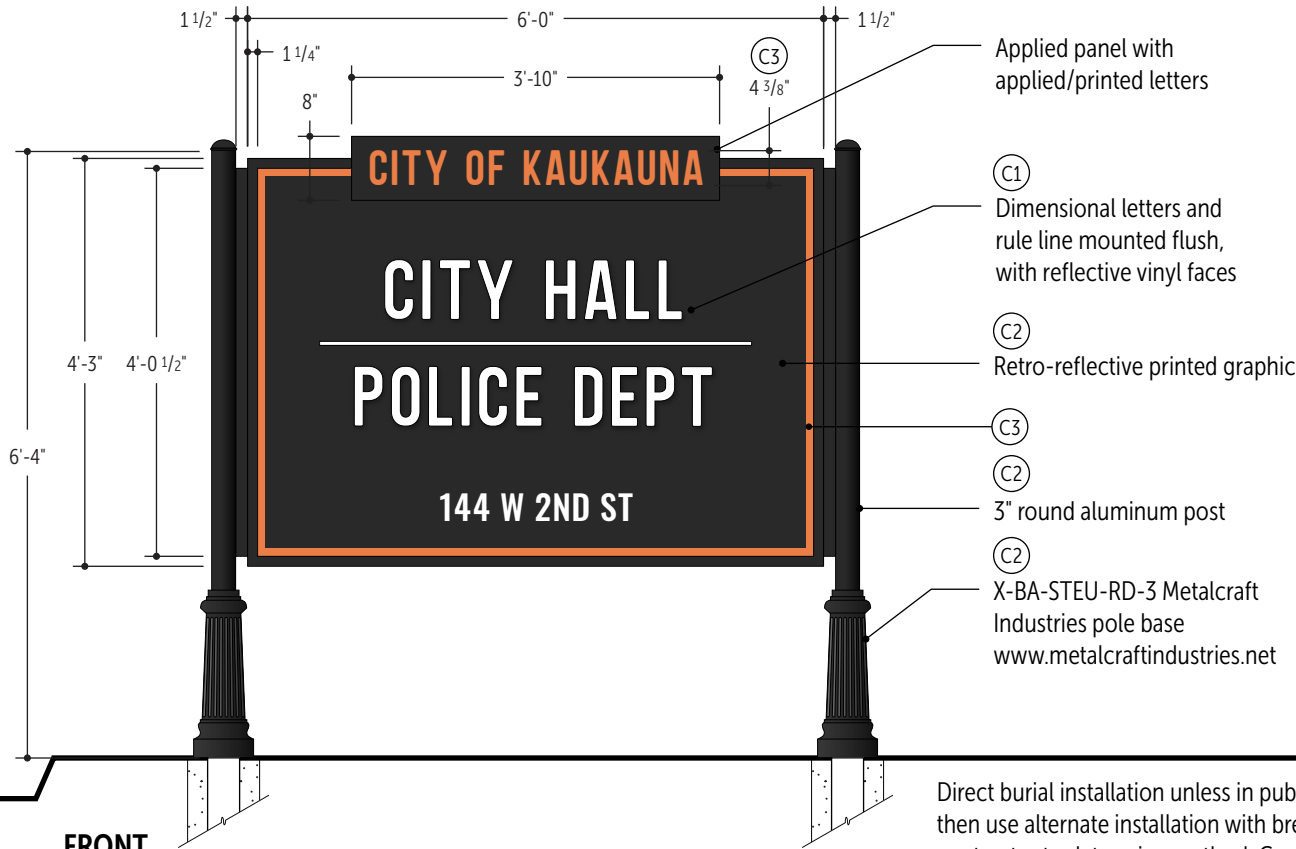
FRONT

GENERAL NOTES

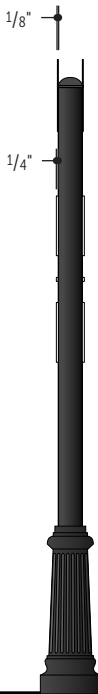
1. Sign contractor shall be responsible for design and engineering of supports, anchors and miscellaneous steel or metal required for installation.
2. The sign contractor's structural engineer shall be licensed in the state the signs are being installed and certify all connections and support details.
3. Isolate dissimilar materials as required.
4. Field dimensions shall be taken by the sign contractor prior to preparation of shop drawings and fabrication where possible. It is the responsibility of the sign contractor to site verify all sign locations for accuracy, fit, and potential obstacles. Sign contractor shall notify appropriate person(s) of any issues, discrepancies and potential obstacles per the attached Performance Specifications, contract or specified communication process.
5. It is the responsibility of the sign contractor to contact the local "Call Before You Dig" and verify locations of underground utilities.
6. Sign contractor must obtain all permits and field inspection approvals necessary to complete work per City requirements. All sign locations need to be located and staked by sign contractor and approved by city prior to installation.
7. Masonry dimensions are approximate; sign contractor to verify and adjust as needed. Final dimensions must appear on shop drawings for review and approval.
8. Sign contractor must clean and seal masonry to prevent moisture, discoloration and other defects due to weather and environmental conditions.
9. Sign contractor must submit brick, stone, and mortar samples for review and approval.
10. Sign contractor shall follow any additional requirements presented in the attached Performance Specifications and Design Intent Documents.



TOP



Direct burial installation unless in public right-of-way then use alternate installation with breakaways, sign contractor to determine method. Concrete footer depth per City Code (size per sign contractor)



SIDE

- GENERAL NOTES**
1. Sign contractor shall be responsible for design and engineering of supports, anchors and miscellaneous steel or metal required for installation.
 2. The sign contractor's structural engineer shall be licensed in the state the signs are being installed and certify all connections and support details.
 3. Isolate dissimilar materials as required.
 4. Field dimensions shall be taken by the sign contractor prior to preparation of shop drawings and fabrication where possible. It is the responsibility of the sign contractor to site verify all sign locations for accuracy, fit, and potential obstacles. Sign contractor shall notify appropriate person(s) of any issues, discrepancies and potential obstacles per the attached Performance Specifications, contract or specified communication process.
 5. It is the responsibility of the sign contractor to contact the local "Call Before You Dig" and verify locations of underground utilities.
 6. Sign contractor must obtain all permits and field inspection approvals necessary to complete work per City requirements. All sign locations need to be located and staked by sign contractor and approved by city prior to installation.
 7. Masonry dimensions are approximate; sign contractor to verify and adjust as needed. Final dimensions must appear on shop drawings for review and approval.
 8. Sign contractor must clean and seal masonry to prevent moisture, discoloration and other defects due to weather and environmental conditions.
 9. Sign contractor must submit brick, stone, and mortar samples for review and approval.
 10. Sign contractor shall follow any additional requirements presented in the attached Performance Specifications and Design Intent Documents.

SCALE: 1/2"=1'-0"

FRONT

DATE 07.20.2021

CONTACT

PROJECT KAU1677

PHASE 2

REVISION 1

SHEET

Guide

13110 Shaker Square, Suite 101
Cleveland, Ohio 44120
guidestudio.com

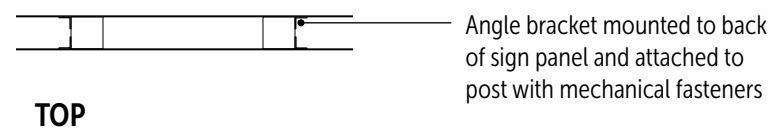
PM K Fromet
DESIGN J Wilhelm

City of Kaukauna
Wayfinding Program


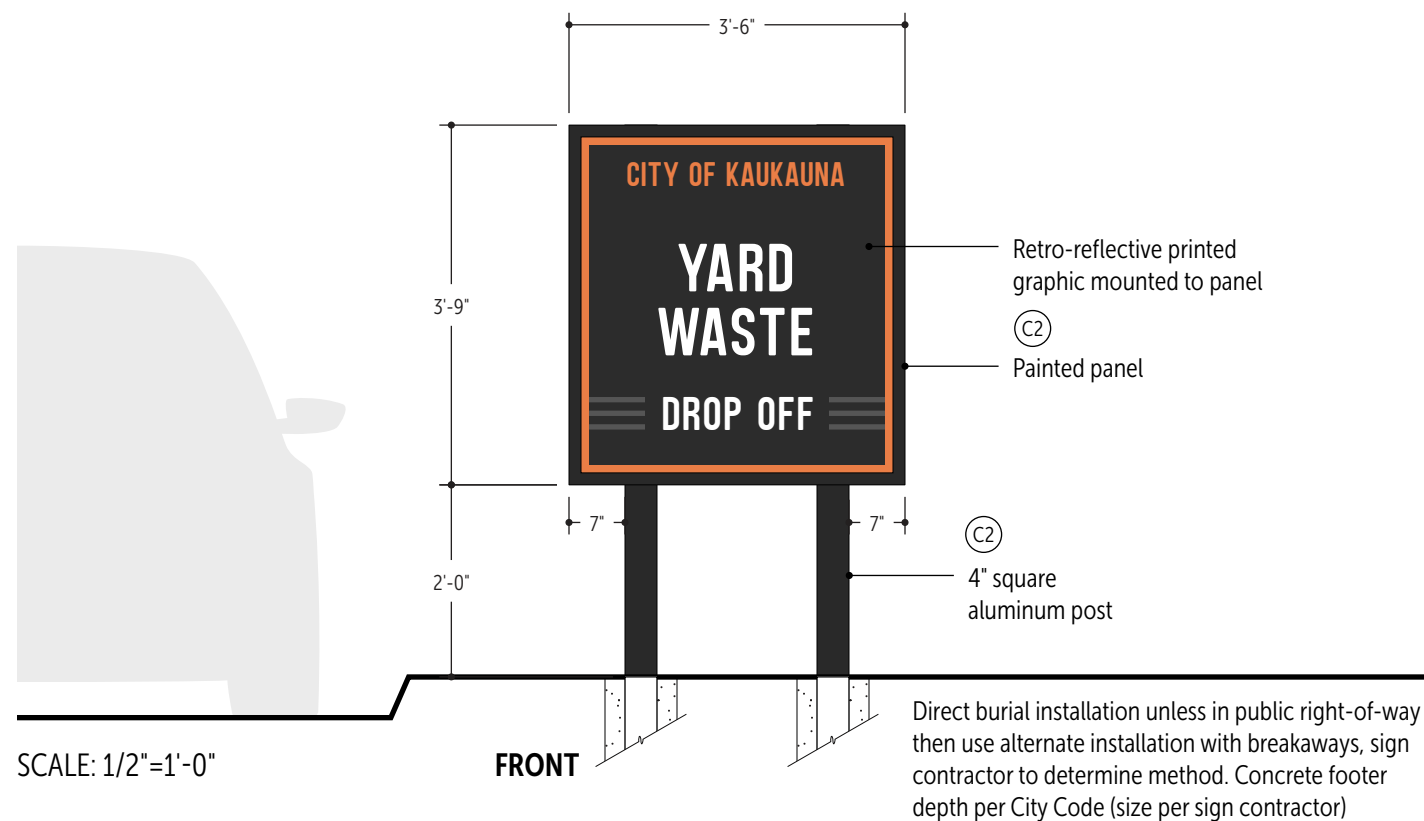
Sign Drawings
D2 Facility Identification – Large

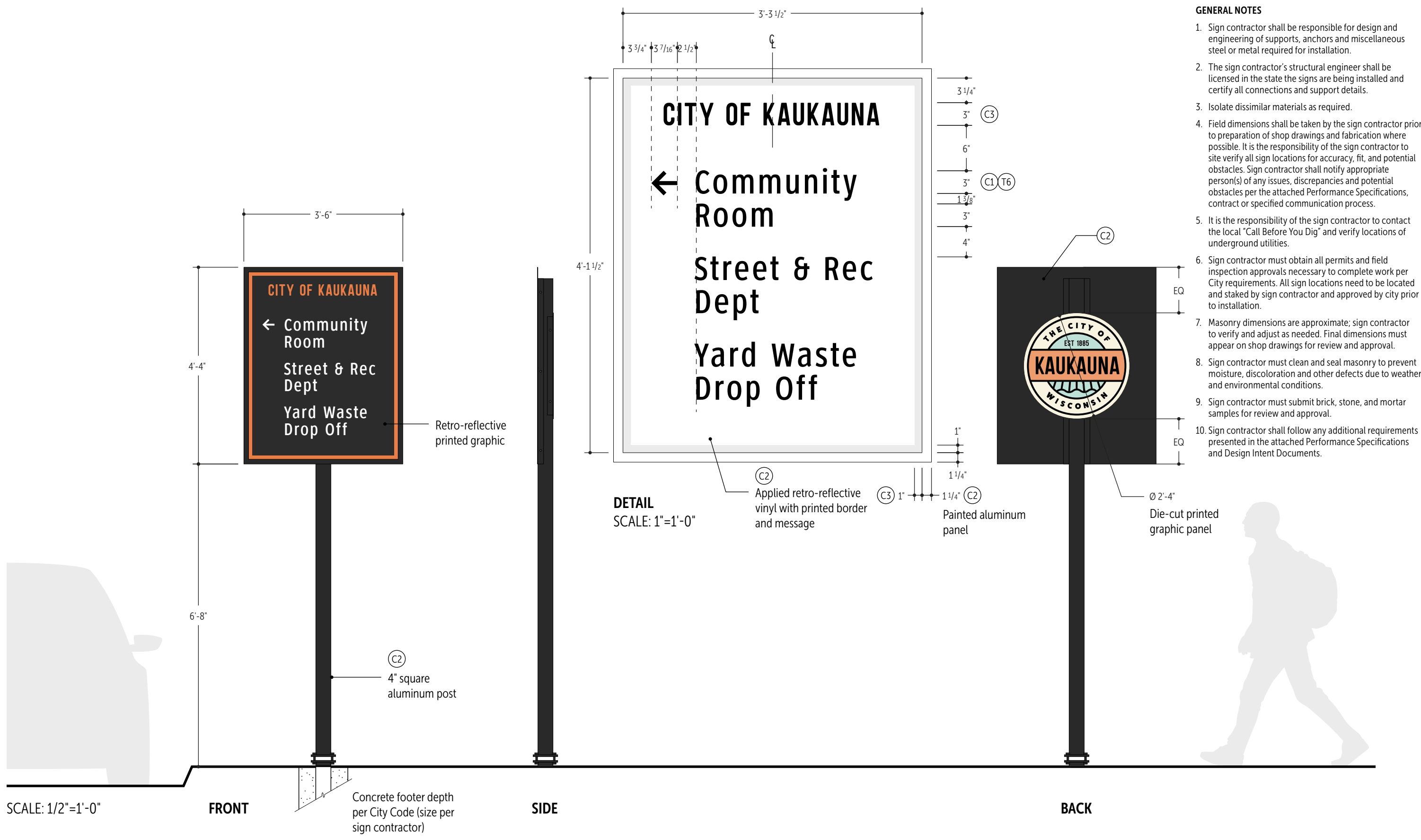
NOT FOR CONSTRUCTION
These drawings and notes are for the sole purpose of expressing visual design intent and are not intended for actual fabrication purposes. Sign Contractor accepts total responsibility for final material selection, fabrication and installation methods. Electronic files are not construction documents and cannot be relied upon as identical to construction documents because of changes or errors induced by translation, transmission, or alterations while under the control of others. Use of information contained in the electronic files is at the user's sole risk and without liability to Design Professional and its consultants. Refer to provided performance specifications for details on designer expectations of Fabricator and fabrication process.
Copyright © Guide Studio, Inc. All rights reserved.

18




- GENERAL NOTES**
1. Sign contractor shall be responsible for design and engineering of supports, anchors and miscellaneous steel or metal required for installation.
 2. The sign contractor's structural engineer shall be licensed in the state the signs are being installed and certify all connections and support details.
 3. Isolate dissimilar materials as required.
 4. Field dimensions shall be taken by the sign contractor prior to preparation of shop drawings and fabrication where possible. It is the responsibility of the sign contractor to site verify all sign locations for accuracy, fit, and potential obstacles. Sign contractor shall notify appropriate person(s) of any issues, discrepancies and potential obstacles per the attached Performance Specifications, contract or specified communication process.
 5. It is the responsibility of the sign contractor to contact the local "Call Before You Dig" and verify locations of underground utilities.
 6. Sign contractor must obtain all permits and field inspection approvals necessary to complete work per City requirements. All sign locations need to be located and staked by sign contractor and approved by city prior to installation.
 7. Masonry dimensions are approximate; sign contractor to verify and adjust as needed. Final dimensions must appear on shop drawings for review and approval.
 8. Sign contractor must clean and seal masonry to prevent moisture, discoloration and other defects due to weather and environmental conditions.
 9. Sign contractor must submit brick, stone, and mortar samples for review and approval.
 10. Sign contractor shall follow any additional requirements presented in the attached Performance Specifications and Design Intent Documents.





- GENERAL NOTES**
1. Sign contractor shall be responsible for design and engineering of supports, anchors and miscellaneous steel or metal required for installation.
 2. The sign contractor's structural engineer shall be licensed in the state the signs are being installed and certify all connections and support details.
 3. Isolate dissimilar materials as required.
 4. Field dimensions shall be taken by the sign contractor prior to preparation of shop drawings and fabrication where possible. It is the responsibility of the sign contractor to site verify all sign locations for accuracy, fit, and potential obstacles. Sign contractor shall notify appropriate person(s) of any issues, discrepancies and potential obstacles per the attached Performance Specifications, contract or specified communication process.
 5. It is the responsibility of the sign contractor to contact the local "Call Before You Dig" and verify locations of underground utilities.
 6. Sign contractor must obtain all permits and field inspection approvals necessary to complete work per City requirements. All sign locations need to be located and staked by sign contractor and approved by city prior to installation.
 7. Masonry dimensions are approximate; sign contractor to verify and adjust as needed. Final dimensions must appear on shop drawings for review and approval.
 8. Sign contractor must clean and seal masonry to prevent moisture, discoloration and other defects due to weather and environmental conditions.
 9. Sign contractor must submit brick, stone, and mortar samples for review and approval.
 10. Sign contractor shall follow any additional requirements presented in the attached Performance Specifications and Design Intent Documents.



DETAIL
SCALE: 1"=1'-0"

(T2)
1/4" deep recessed letters,
+50% tracking

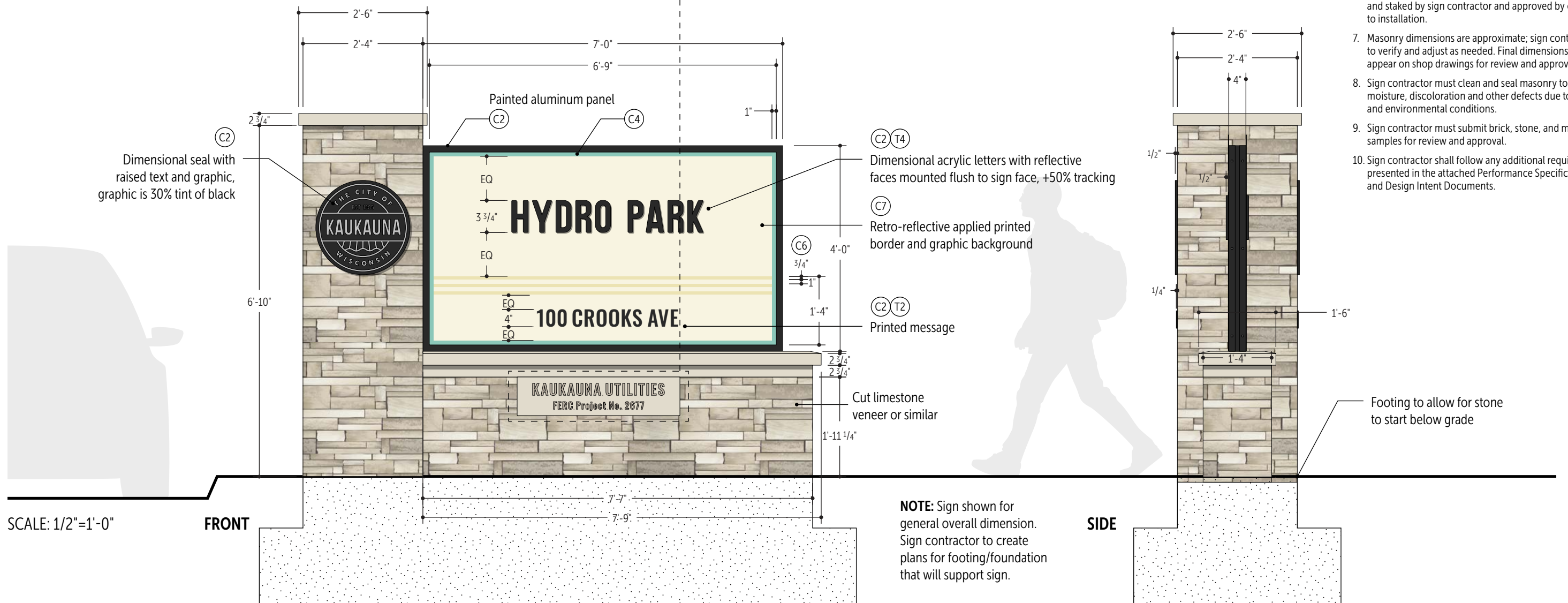
Optional stone or similar
material message panel

Park signs that need FERC panel:

- Hydro Park
- Quarry Park
- Trestle Kayak Launch

GENERAL NOTES

1. Sign contractor shall be responsible for design and engineering of supports, anchors and miscellaneous steel or metal required for installation.
2. The sign contractor's structural engineer shall be licensed in the state the signs are being installed and certify all connections and support details.
3. Isolate dissimilar materials as required.
4. Field dimensions shall be taken by the sign contractor prior to preparation of shop drawings and fabrication where possible. It is the responsibility of the sign contractor to site verify all sign locations for accuracy, fit, and potential obstacles. Sign contractor shall notify appropriate person(s) of any issues, discrepancies and potential obstacles per the attached Performance Specifications, contract or specified communication process.
5. It is the responsibility of the sign contractor to contact the local "Call Before You Dig" and verify locations of underground utilities.
6. Sign contractor must obtain all permits and field inspection approvals necessary to complete work per City requirements. All sign locations need to be located and staked by sign contractor and approved by city prior to installation.
7. Masonry dimensions are approximate; sign contractor to verify and adjust as needed. Final dimensions must appear on shop drawings for review and approval.
8. Sign contractor must clean and seal masonry to prevent moisture, discoloration and other defects due to weather and environmental conditions.
9. Sign contractor must submit brick, stone, and mortar samples for review and approval.
10. Sign contractor shall follow any additional requirements presented in the attached Performance Specifications and Design Intent Documents.



DATE 07.20.2021

CONTACT

PROJECT KAU1677

PHASE 2

REVISION 1

SHEET

Guide

13110 Shaker Square, Suite 101
Cleveland, Ohio 44120
guidestudio.com

PM K Fromet
DESIGN J Wilhelm

City of Kaukauna
Wayfinding Program

Sign Drawings
E1 Park Identification – Regional

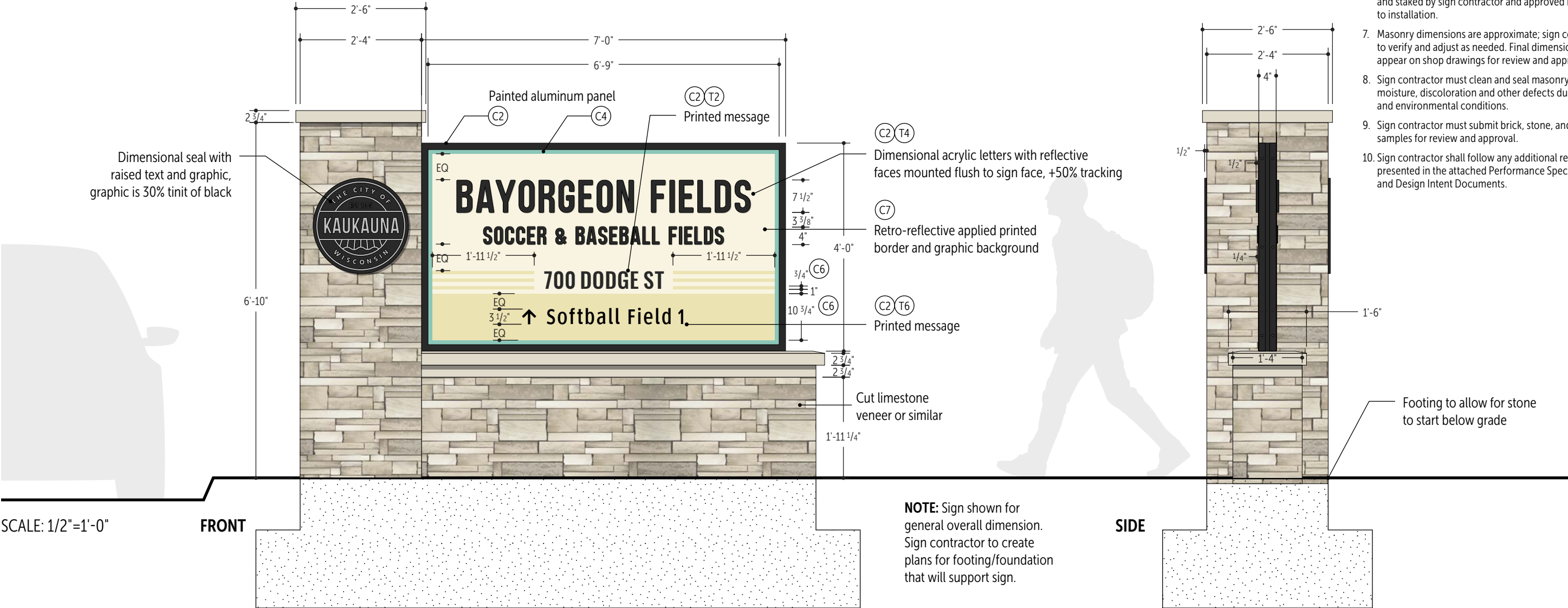
NOT FOR CONSTRUCTION

These drawings and notes are for the sole purpose of expressing visual design intent and are not intended for actual fabrication purposes. Sign Contractor accepts total responsibility for final material selection, fabrication and installation methods. Electronic files are not construction documents and cannot be relied upon as identical to construction documents because of changes or errors induced by translation, transmission, or alterations while under the control of others. Use of information contained in the electronic files is at the user's sole risk and without liability to Design Professional and its consultants. Refer to provided performance specifications for details on designer expectations of Fabricator and fabrication process. Copyright © Guide Studio, Inc. All rights reserved.

21

GENERAL NOTES

1. Sign contractor shall be responsible for design and engineering of supports, anchors and miscellaneous steel or metal required for installation.
2. The sign contractor's structural engineer shall be licensed in the state the signs are being installed and certify all connections and support details.
3. Isolate dissimilar materials as required.
4. Field dimensions shall be taken by the sign contractor prior to preparation of shop drawings and fabrication where possible. It is the responsibility of the sign contractor to site verify all sign locations for accuracy, fit, and potential obstacles. Sign contractor shall notify appropriate person(s) of any issues, discrepancies and potential obstacles per the attached Performance Specifications, contract or specified communication process.
5. It is the responsibility of the sign contractor to contact the local "Call Before You Dig" and verify locations of underground utilities.
6. Sign contractor must obtain all permits and field inspection approvals necessary to complete work per City requirements. All sign locations need to be located and staked by sign contractor and approved by city prior to installation.
7. Masonry dimensions are approximate; sign contractor to verify and adjust as needed. Final dimensions must appear on shop drawings for review and approval.
8. Sign contractor must clean and seal masonry to prevent moisture, discoloration and other defects due to weather and environmental conditions.
9. Sign contractor must submit brick, stone, and mortar samples for review and approval.
10. Sign contractor shall follow any additional requirements presented in the attached Performance Specifications and Design Intent Documents.



DATE 07.20.2021

CONTACT

PROJECT KAU1677

PHASE 2

REVISION 1

SHEET

Guide

13110 Shaker Square, Suite 101
Cleveland, Ohio 44120
guidestudio.com

PM K Fromet
DESIGN J Wilhelm

City of Kaukauna
Wayfinding Program

Sign Drawings
E1.1 Park Identification – Regional Alt

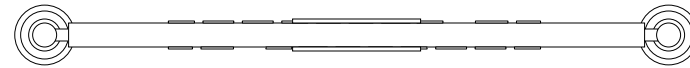
NOT FOR CONSTRUCTION
These drawings and notes are for the sole purpose of expressing visual design intent and are not intended for actual fabrication purposes. Sign Contractor accepts total responsibility for final material selection, fabrication and installation methods. Electronic files are not construction documents and cannot be relied upon as identical to construction documents because of changes or errors induced by translation, transmission, or alterations while under the control of others. Use of information contained in the electronic files is at the user's sole risk and without liability to Design Professional and its consultants. Refer to provided performance specifications for details on designer expectations of Fabricator and fabrication process.
Copyright © Guide Studio, Inc. All rights reserved.

22

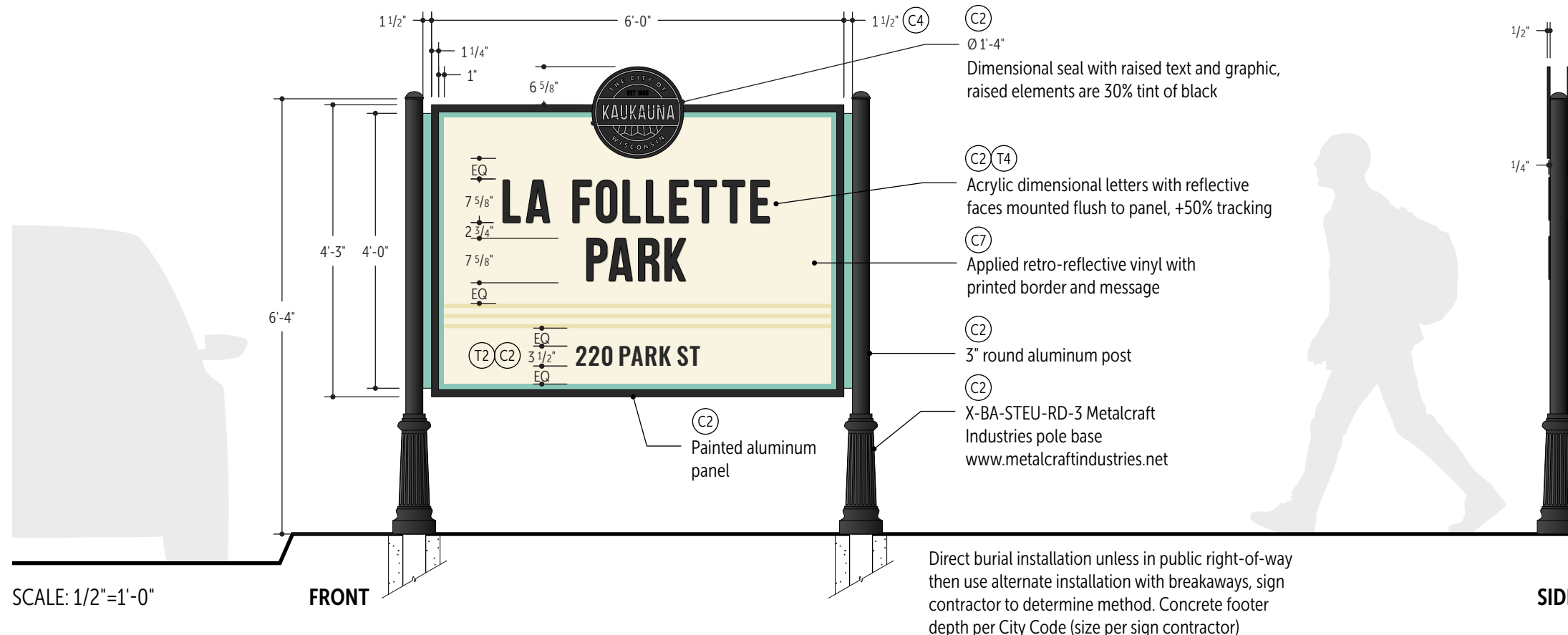
GENERAL NOTES

1. Sign contractor shall be responsible for design and engineering of supports, anchors and miscellaneous steel or metal required for installation.
2. The sign contractor's structural engineer shall be licensed in the state the signs are being installed and certify all connections and support details.
3. Isolate dissimilar materials as required.
4. Field dimensions shall be taken by the sign contractor prior to preparation of shop drawings and fabrication where possible. It is the responsibility of the sign contractor to site verify all sign locations for accuracy, fit, and potential obstacles. Sign contractor shall notify appropriate person(s) of any issues, discrepancies and potential obstacles per the attached Performance Specifications, contract or specified communication process.
5. It is the responsibility of the sign contractor to contact the local "Call Before You Dig" and verify locations of underground utilities.
6. Sign contractor must obtain all permits and field inspection approvals necessary to complete work per City requirements. All sign locations need to be located and staked by sign contractor and approved by city prior to installation.
7. Masonry dimensions are approximate; sign contractor to verify and adjust as needed. Final dimensions must appear on shop drawings for review and approval.
8. Sign contractor must clean and seal masonry to prevent moisture, discoloration and other defects due to weather and environmental conditions.
9. Sign contractor must submit brick, stone, and mortar samples for review and approval.
10. Sign contractor shall follow any additional requirements presented in the attached Performance Specifications and Design Intent Documents.

NOTE: Price alternate full printed retro-reflective panel with no dimensional letters



TOP

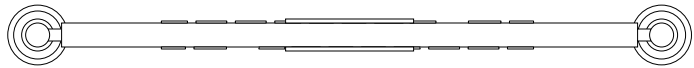


Direct burial installation unless in public right-of-way then use alternate installation with breakaways, sign contractor to determine method. Concrete footer depth per City Code (size per sign contractor)

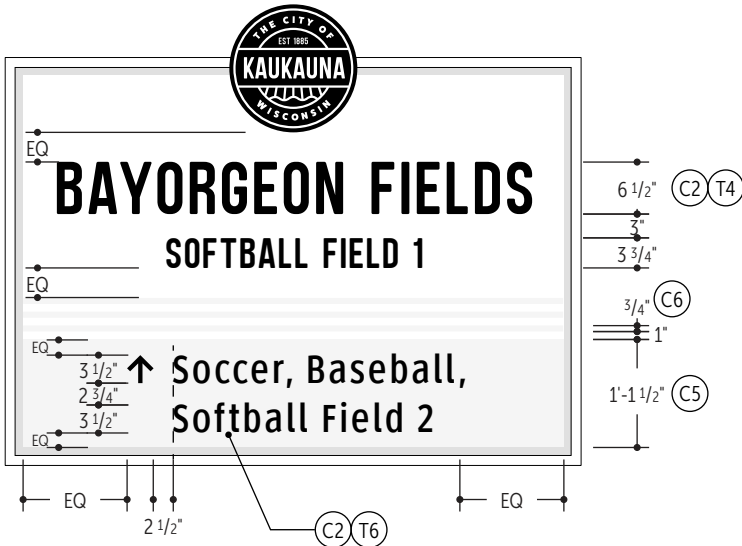
SIDE

<p>DATE 07.20.2021</p> <p>Guide </p> <p>13110 Shaker Square, Suite 101 Cleveland, Ohio 44120 guidestudio.com</p>	<p>CONTACT</p> <p>PM K Fromet</p> <p>DESIGN J Wilhelm</p>	<p>PROJECT KAU1677</p> <p>City of Kaukauna</p> <p>Wayfinding Program</p>	<p>PHASE 2</p> <p>Sign Drawings</p> <p>E2 Park Identification – Local</p>	<p>REVISION 1</p>	<p>NOT FOR CONSTRUCTION</p> <p>These drawings and notes are for the sole purpose of expressing visual design intent and are not intended for actual fabrication purposes. Sign Contractor accepts total responsibility for final material selection, fabrication and installation methods. Electronic files are not construction documents and cannot be relied upon as identical to construction documents because of changes or errors induced by translation, transmission, or alterations while under the control of others. Use of information contained in the electronic files is at the user's sole risk and without liability to Design Professional and its consultants. Refer to provided performance specifications for details on designer expectations of Fabricator and fabrication process.</p> <p>Copyright © Guide Studio, Inc. All rights reserved.</p>	<p>SHEET</p> <p>23</p>
----------------------------------------------------------------------------------------------------------------------------------------------------------------------------------------------------------------------------------------------------------------	--------------------------------------------------------------------------------	----------------------------------------------------------------------------------------	-----------------------------------------------------------------------------------------	--------------------------	-----------------------------------------------------------------------------------------------------------------------------------------------------------------------------------------------------------------------------------------------------------------------------------------------------------------------------------------------------------------------------------------------------------------------------------------------------------------------------------------------------------------------------------------------------------------------------------------------------------------------------------------------------------------------------------------------------------------------------------------------------------------------------------------------------------------------------------------------------------------------------------	--------------------------------------

NOTE: Price alt fully printed retro-reflective panel with no dimensional letters

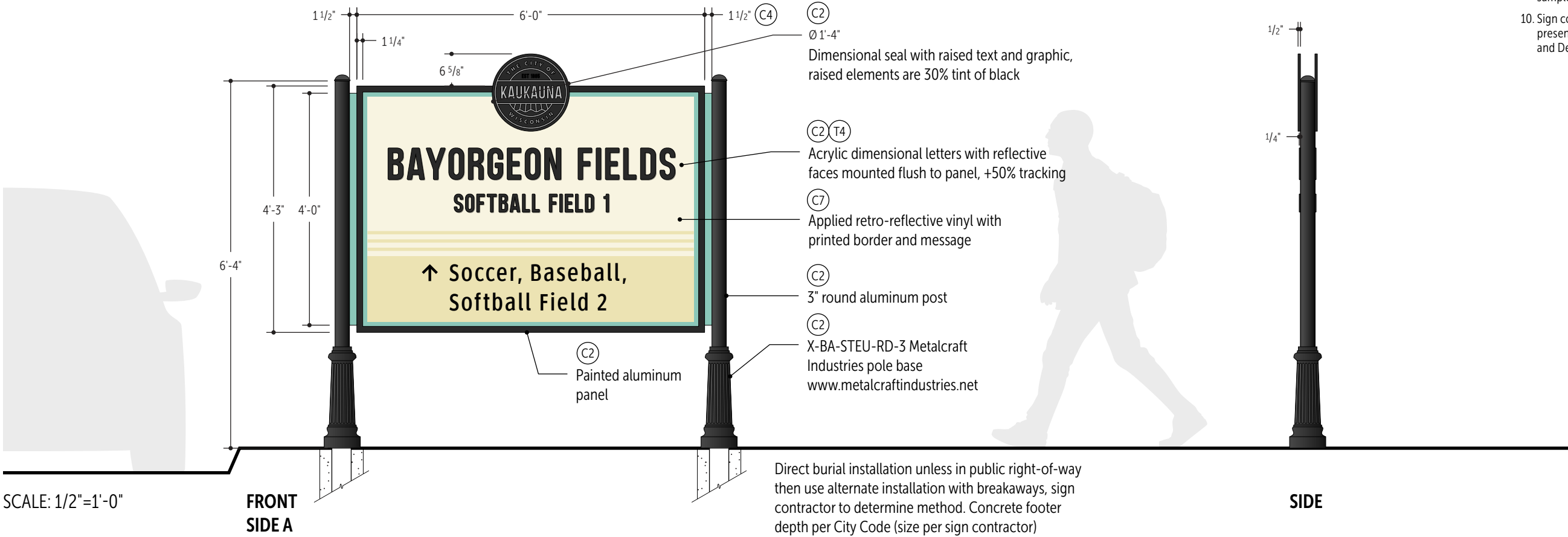


TOP



DETAIL

- GENERAL NOTES**
1. Sign contractor shall be responsible for design and engineering of supports, anchors and miscellaneous steel or metal required for installation.
 2. The sign contractor's structural engineer shall be licensed in the state the signs are being installed and certify all connections and support details.
 3. Isolate dissimilar materials as required.
 4. Field dimensions shall be taken by the sign contractor prior to preparation of shop drawings and fabrication where possible. It is the responsibility of the sign contractor to site verify all sign locations for accuracy, fit, and potential obstacles. Sign contractor shall notify appropriate person(s) of any issues, discrepancies and potential obstacles per the attached Performance Specifications, contract or specified communication process.
 5. It is the responsibility of the sign contractor to contact the local "Call Before You Dig" and verify locations of underground utilities.
 6. Sign contractor must obtain all permits and field inspection approvals necessary to complete work per City requirements. All sign locations need to be located and staked by sign contractor and approved by city prior to installation.
 7. Masonry dimensions are approximate; sign contractor to verify and adjust as needed. Final dimensions must appear on shop drawings for review and approval.
 8. Sign contractor must clean and seal masonry to prevent moisture, discoloration and other defects due to weather and environmental conditions.
 9. Sign contractor must submit brick, stone, and mortar samples for review and approval.
 10. Sign contractor shall follow any additional requirements presented in the attached Performance Specifications and Design Intent Documents.



SCALE: 1/2"=1'-0"

FRONT
SIDE A

SIDE

DATE 07.20.2021

CONTACT

PROJECT KAU1677

PHASE 2

REVISION 1

SHEET

Guide

13110 Shaker Square, Suite 101
Cleveland, Ohio 44120
guidestudio.com

PM K Fromet
DESIGN J Wilhelm

City of Kaukauna
Wayfinding Program

Sign Drawings
E2.1 Park Identification – Local Alt

NOT FOR CONSTRUCTION
These drawings and notes are for the sole purpose of expressing visual design intent and are not intended for actual fabrication purposes. Sign Contractor accepts total responsibility for final material selection, fabrication and installation methods. Electronic files are not construction documents and cannot be relied upon as identical to construction documents because of changes or errors induced by translation, transmission, or alterations while under the control of others. Use of information contained in the electronic files is at the user's sole risk and without liability to Design Professional and its consultants. Refer to provided performance specifications for details on designer expectations of Fabricator and fabrication process.
Copyright © Guide Studio, Inc. All rights reserved.

24

[illegible]

1. Sign contractor shall be responsible for design and engineering of supports, anchors and miscellaneous steel or metal required for installation.
2. The sign contractor's structural engineer shall be licensed in the state the signs are being installed and certify all connections and support details.
3. Isolate dissimilar materials as required.
4. Field dimensions shall be taken by the sign contractor prior to preparation of shop drawings and fabrication where possible. It is the responsibility of the sign contractor to site verify all sign locations for accuracy, fit, and potential obstacles. Sign contractor shall notify appropriate person(s) of any issues, discrepancies and potential obstacles per the attached Performance Specifications, contract or specified communication process.
5. It is the responsibility of the sign contractor to contact the local "Call Before You Dig" and verify locations of underground utilities.
6. Sign contractor must obtain all permits and field inspection approvals necessary to complete work per City requirements. All sign locations need to be located and staked by sign contractor and approved by city prior to installation.
7. Masonry dimensions are approximate; sign contractor to verify and adjust as needed. Final dimensions must appear on shop drawings for review and approval.
8. Sign contractor must clean and seal masonry to prevent moisture, discoloration and other defects due to weather and environmental conditions.
9. Sign contractor must submit brick, stone, and mortar samples for review and approval.
10. Sign contractor shall follow any additional requirements presented in the attached Performance Specifications and Design Intent Documents.

TOP

Angle bracket mounted to back of sign panel and attached to post with mechanical fasteners

FRONT

3'-6"

4'-9"

2'-0"

7"

7"

Ø 1'-0"

Dimensional seal with raised text and graphic, raised elements are 30% tint of black

ANDERSON PARK

Park closes at 11:00 PM
No pets allowed
Adult supervision required

Retro-reflective applied printed border and graphic background, message to be supplied by Owner

Painted panel

4" square aluminum post

Direct burial installation unless in public right-of-way then use alternate installation with breakaways, sign contractor to determine method. Concrete footer depth per City Code (size per sign contractor)

SIDE

Double-sided

1/2"

1/4"

SCALE: 1/2"=1'-0"



Rules text provided by Owner

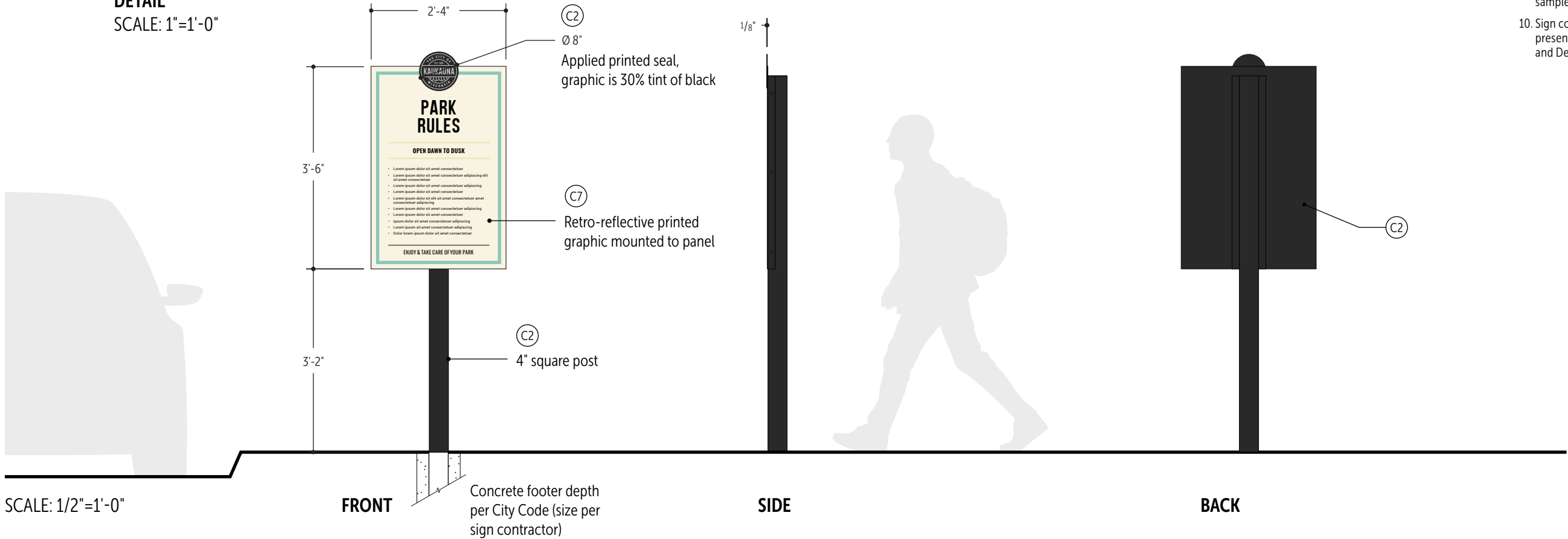
Alternate mounting methods could be on building and/or fence.



ALTERNATE MOUNTINGS

DETAIL

SCALE: 1"=1'-0"



GENERAL NOTES

1. Sign contractor shall be responsible for design and engineering of supports, anchors and miscellaneous steel or metal required for installation.
2. The sign contractor's structural engineer shall be licensed in the state the signs are being installed and certify all connections and support details.
3. Isolate dissimilar materials as required.
4. Field dimensions shall be taken by the sign contractor prior to preparation of shop drawings and fabrication where possible. It is the responsibility of the sign contractor to site verify all sign locations for accuracy, fit, and potential obstacles. Sign contractor shall notify appropriate person(s) of any issues, discrepancies and potential obstacles per the attached Performance Specifications, contract or specified communication process.
5. It is the responsibility of the sign contractor to contact the local "Call Before You Dig" and verify locations of underground utilities.
6. Sign contractor must obtain all permits and field inspection approvals necessary to complete work per City requirements. All sign locations need to be located and staked by sign contractor and approved by city prior to installation.
7. Masonry dimensions are approximate; sign contractor to verify and adjust as needed. Final dimensions must appear on shop drawings for review and approval.
8. Sign contractor must clean and seal masonry to prevent moisture, discoloration and other defects due to weather and environmental conditions.
9. Sign contractor must submit brick, stone, and mortar samples for review and approval.
10. Sign contractor shall follow any additional requirements presented in the attached Performance Specifications and Design Intent Documents.

DATE 07.20.2021

CONTACT

PROJECT KAU1677

PHASE 2

REVISION 1

SHEET

Guide

13110 Shaker Square, Suite 101
Cleveland, Ohio 44120
guidestudio.com

PM K Fromet
DESIGN J Wilhelm

City of Kaukauna
Wayfinding Program

Sign Drawings
E4 Park Rules

NOT FOR CONSTRUCTION

These drawings and notes are for the sole purpose of expressing visual design intent and are not intended for actual fabrication purposes. Sign Contractor accepts total responsibility for final material selection, fabrication and installation methods. Electronic files are not construction documents and cannot be relied upon as identical to construction documents because of changes or errors induced by translation, transmission, or alterations while under the control of others. Use of information contained in the electronic files is at the user's sole risk and without liability to Design Professional and its consultants. Refer to provided performance specifications for details on designer expectations of Fabricator and fabrication process.
Copyright © Guide Studio, Inc. All rights reserved.

26

1. Sign contractor shall be responsible for design and engineering of supports, anchors and miscellaneous steel or metal required for installation.
2. The sign contractor's structural engineer shall be licensed in the state the signs are being installed and certify all connections and support details.
3. Isolate dissimilar materials as required.
4. Field dimensions shall be taken by the sign contractor prior to preparation of shop drawings and fabrication where possible. It is the responsibility of the sign contractor to site verify all sign locations for accuracy, fit, and potential obstacles. Sign contractor shall notify appropriate person(s) of any issues, discrepancies and potential obstacles per the attached Performance Specifications, contract or specified communication process.
5. It is the responsibility of the sign contractor to contact the local "Call Before You Dig" and verify locations of underground utilities.
6. Sign contractor must obtain all permits and field inspection approvals necessary to complete work per City requirements. All sign locations need to be located and staked by sign contractor and approved by city prior to installation.
7. Masonry dimensions are approximate; sign contractor to verify and adjust as needed. Final dimensions must appear on shop drawings for review and approval.
8. Sign contractor must clean and seal masonry to prevent moisture, discoloration and other defects due to weather and environmental conditions.
9. Sign contractor must submit brick, stone, and mortar samples for review and approval.
10. Sign contractor shall follow any additional requirements presented in the attached Performance Specifications and Design Intent Documents.

--	--	--

All panels retro-reflective applied
printed graphic background,
mounted to backer panel
with mechanical fasteners

- 5" x 5" pictograms with 1 1/2" space between, center aligned on panel

—C2

—C1 T2 Text to be provided by Owner

—(C7) with black pictograms

4" square post

- Retro-reflective applied printed graphic background, mounted to backer panel with mechanical fasteners

- Retro-reflective applied printed graphic background, mounted to backer panel with mechanical fasteners

SCALE: 1/2"=1'-0"

FRONT

SIDE

BACK



PM K Fromet
DESIGN J Wilhelm

City of Kaukauna
Wayfinding Program

Sign Drawings


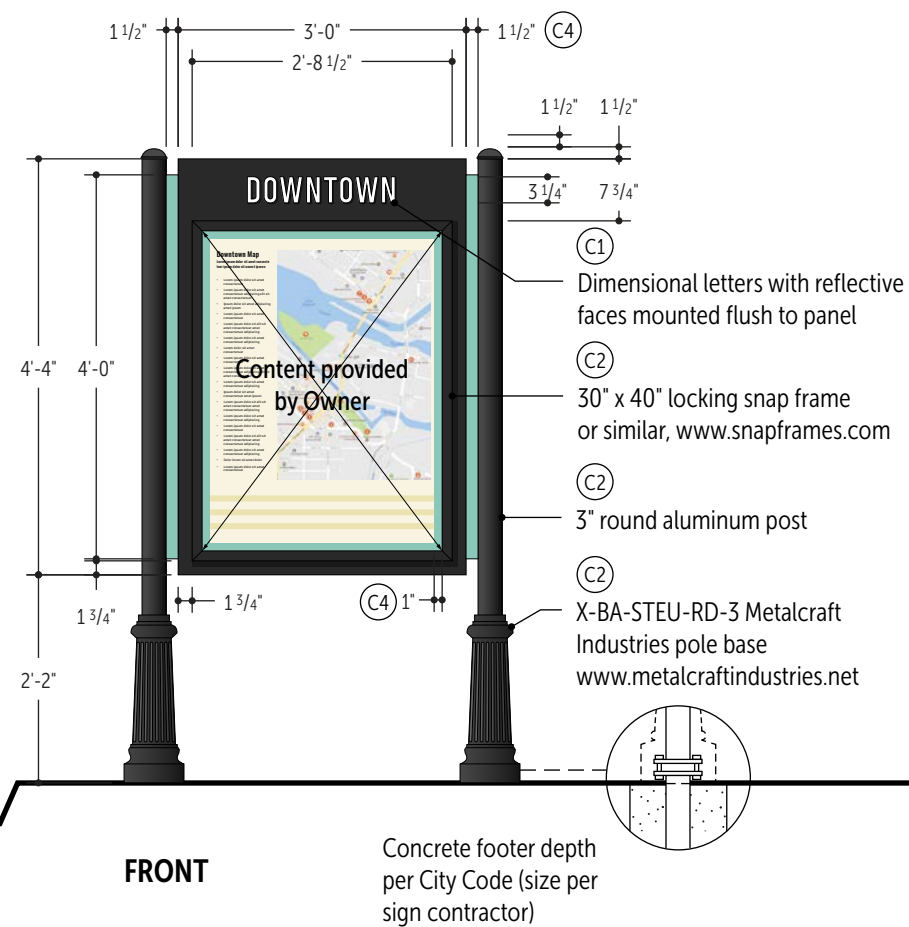
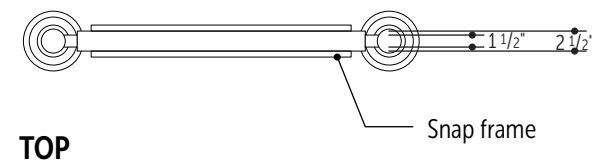
F1 Trailhead Identification

NOT FOR CONSTRUCTION

These drawings and notes are for the sole purpose of expressing visual design intent and are not intended for actual fabrication purposes. Sign Contractor accepts total responsibility for final material selection, fabrication and installation methods. Electronic files are not construction documents and cannot be relied upon as identical to construction documents because of changes or errors induced by translation, transmission, or alterations while under the control of others. Use of information contained in the electronic files is at the user's sole risk and without liability to Design Professional and its consultants. Refer to provided performance specifications for details on designer expectations of Fabricator and fabrication process.

Copyright © Guide Studio, Inc. All rights reserved.

27



GENERAL NOTES

1. Sign contractor shall be responsible for design and engineering of supports, anchors and miscellaneous steel or metal required for installation.
2. The sign contractor's structural engineer shall be licensed in the state the signs are being installed and certify all connections and support details.
3. Isolate dissimilar materials as required.
4. Field dimensions shall be taken by the sign contractor prior to preparation of shop drawings and fabrication where possible. It is the responsibility of the sign contractor to site verify all sign locations for accuracy, fit, and potential obstacles. Sign contractor shall notify appropriate person(s) of any issues, discrepancies and potential obstacles per the attached Performance Specifications, contract or specified communication process.
5. It is the responsibility of the sign contractor to contact the local "Call Before You Dig" and verify locations of underground utilities.
6. Sign contractor must obtain all permits and field inspection approvals necessary to complete work per City requirements. All sign locations need to be located and staked by sign contractor and approved by city prior to installation.
7. Masonry dimensions are approximate; sign contractor to verify and adjust as needed. Final dimensions must appear on shop drawings for review and approval.
8. Sign contractor must clean and seal masonry to prevent moisture, discoloration and other defects due to weather and environmental conditions.
9. Sign contractor must submit brick, stone, and mortar samples for review and approval.
10. Sign contractor shall follow any additional requirements presented in the attached Performance Specifications and Design Intent Documents.

SCALE: 1/2"=1'-0"

DATE 07.20.2021

CONTACT

PROJECT KAU1677

PHASE 2

REVISION 1

SHEET

Guide

13110 Shaker Square, Suite 101
Cleveland, Ohio 44120
guidestudio.com

PM K Fromet
DESIGN J Wilhelm

City of Kaukauna
Wayfinding Program

Sign Drawings
G1 Pedestrian Kiosk

NOT FOR CONSTRUCTION

These drawings and notes are for the sole purpose of expressing visual design intent and are not intended for actual fabrication purposes. Sign Contractor accepts total responsibility for final material selection, fabrication and installation methods. Electronic files are not construction documents and cannot be relied upon as identical to construction documents because of changes or errors induced by translation, transmission, or alterations while under the control of others. Use of information contained in the electronic files is at the user's sole risk and without liability to Design Professional and its consultants. Refer to provided performance specifications for details on designer expectations of Fabricator and fabrication process.
Copyright © Guide Studio, Inc. All rights reserved.

28